

## Monday 20<sup>th</sup> April

### English

1. Write your news from the weekend or the Easter holidays and draw a picture.
2. Clickety-Click – Read the poem ‘Good Morning Mr. Croco-Doco-Dile’. Identify the rhyming words in each verse. Pick one verse and rewrite it in your copy without the ‘funny words’.

Eg. *From the tip of your beautiful tail*

*To your head....etc*

3. Spelling Workbook Unit 11 – Learn the first 4 words (Look, Say, Cover, Write, Check) and write them into your homework copy (3 times each). Write a sentence for one of the words. Complete Ex. 1 and 2 in your book.

### Maths

1. Mental Maths - Monday p. 56
2. Practise your counting in 2s, 5s and 10s
3. Planet Maths – Capacity P. 132. Try your best to locate the materials in the table at the bottom and measure using water. Make an estimate first!

**A** Listen to your teacher.**B** Use the pictures in A to fill in each sentence.

cup      jug      bucket      fish tank      swimming pool

1. The \_\_\_\_\_ holds the most water.
2. The \_\_\_\_\_ holds the least amount of water.
3. The \_\_\_\_\_ holds less water than the fish tank.
4. The \_\_\_\_\_ holds more water than the \_\_\_\_\_.

**C** Fill in the table below. Estimate first and then measure and count.

how many?		fill a		estimate	measurement
jugs		bucket			
cups		jug			
bowls		bucket			
bottles		bucket			
cups		bottle			
cups		bucket			
bowls		jug			

**Gaeilge**

1. Bua na Cainte - Sa Bhaile Ceacht 1 - Click on the yellow speech bubble and select Comhrá 1.2. Press play and listen to the lesson.

2. Practise the conversation.... Is mise \_\_\_\_\_. Tá mé i mo chónaí i \_\_\_\_\_.  
(Cúige Laighean)

3. The video game controller icon at the bottom will lead you to 2 games that you can play.

## Religion

Grow in Love - Theme 6: Lesson 2

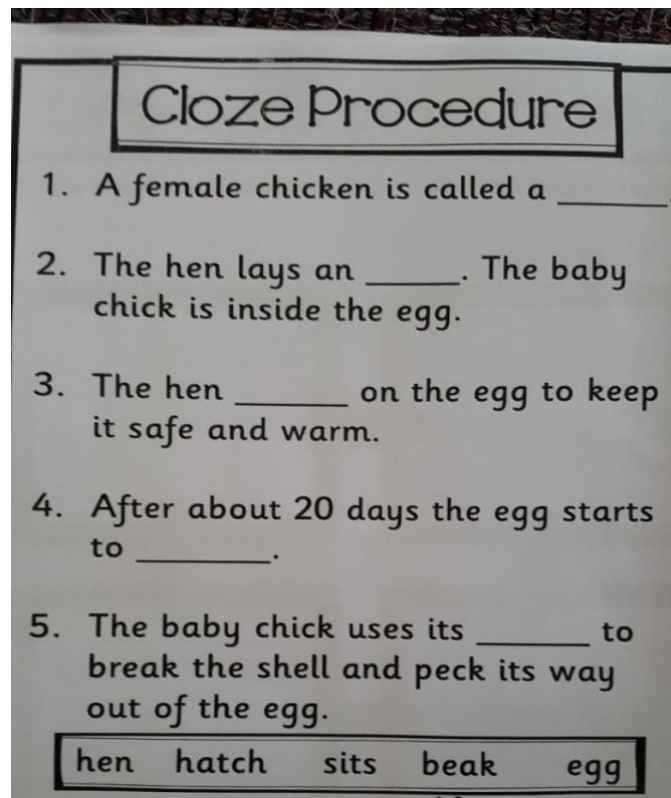
Watch the video 'Mass 'Preparation of Gifts' and talk about it with your family.

## SESE (Our theme this week is 'Cycles')

Science – Life Cycles

Have a look at the Powerpoint on the website page about the life cycle of a chicken.

Write the sentences from the picture below into your copy and then draw a picture.



**Cloze Procedure**

1. A female chicken is called a \_\_\_\_\_.
2. The hen lays an \_\_\_\_\_. The baby chick is inside the egg.
3. The hen \_\_\_\_\_ on the egg to keep it safe and warm.
4. After about 20 days the egg starts to \_\_\_\_\_.
5. The baby chick uses its \_\_\_\_\_ to break the shell and peck its way out of the egg.

hen hatch sits beak egg


Well done for all your hard work today!

Tuesday 21<sup>st</sup> April


English

1. Write your news and draw a picture.
2. Spelling Workbook Unit 11 – Learn the next 5 words and write them into your homework copy (3 times each). Write a sentence for one of the words. Complete Ex. 6 in your book.
3. Oral Language – pick 5 words from the wordlist for 'The Giant's Causeway' on p. 83 and put them into a sentence orally.
4. Clickety-Click – Read the story 'The Giant's Causeway' (p. 33-40)
5. Clickety Click workbook do p. 15 (Label the picture and fill in the blanks...this can be done in a copy if you don't have access to a printer.)


**Finn McCool**



33-34



Write the correct word in each box.



foot  
hand  
eye  
nose  
ear  
face  
hair  
leg  
mouth

Write five things that you know about the giants.

**Finn ...**

- 1 lived in Antrim.
- 2 \_\_\_\_\_
- 3 \_\_\_\_\_
- 4 \_\_\_\_\_
- 5 \_\_\_\_\_

**Angus ...**

- 1 \_\_\_\_\_
- 2 \_\_\_\_\_
- 3 \_\_\_\_\_
- 4 \_\_\_\_\_
- 5 \_\_\_\_\_

15

## Maths

1. Mental Maths - Tuesday p. 56
2. Practise your counting in 2s, 5s and 10s.
3. Planet Maths - Capacity P. 133 and 134. Try your best to answer the questions as best you can...don't worry if you get stuck on any.

I will learn  
about litres.



**A** True or false? ✓ or ✗.

1. Yogurt is measured using litres.
2. Large bottles of milk are measured using litres.
3. A swimming pool is measured using litres.
4. A cup of tea is measured using litres.
5. A fish tank is measured using litres.

☐  
☐  
☐  
☐  
☐

**B** Do we use litres or millilitres to measure the following?

	millilitre	litre
cup		
fish tank		
large bottle of cola		
bucket		
jug		
juice carton		
swimming pool		



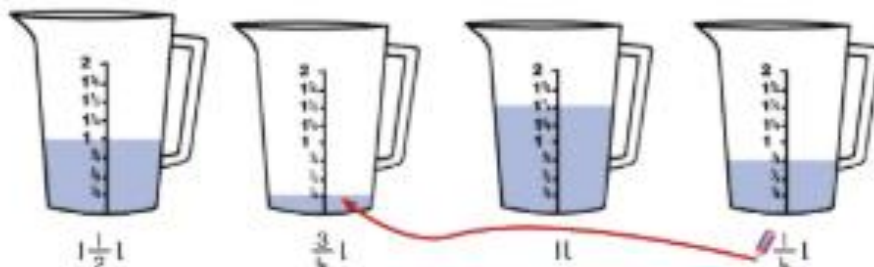

**C** Estimate and then measure how much water each of the following can hold.



object	estimate (✓)				measurement
	> litre	1 litre	$\frac{1}{2}$ litre	$\frac{1}{4}$ litre	
cup					
jug					
bucket					
juice carton					
bottle of cola					



I will measure capacity.

**A** Match each amount to the correct jug.**B** Colour orange in each jug to show the amounts below.**C** How much orange is in each jug?

**Objectives** Estimate, measure and record capacity using half, full, two and quarter-litre bottles and solve simple problems.

**Strand** Measure  
**Strand Unit** Capacity



## Gaeilge

1. Bua na Cainte - Sa Bhaile Ceacht 2 - Click on the yellow speech bubble and select Comhrá 2.1. Press play and listen to the lesson.
2. Click on the video game controller and select 'Bí ag Léamh'. Practise reading the sentences out loud.

You could do some of the other activities under the activity section for this lesson also.

## PE

As today is Tuesday, we would usually have P.E.

I would like you to do some extra activity at home....see how many times you can run up and down your stairs in 2 minutes. Look on our webpage and do the activities to spell out your name.....do your 2<sup>nd</sup> name as well if you are looking for a challenge!

If you have access to a laptop or tablet, join GoNoodle and do a guided dance. If you don't, pick your favourite song and make up a dance routine for it. If you video it, send it to me ... I would love to see you dancing!

## **SESE (Our theme this week is 'Cycles')**

History - Bicycles

Watch the video I have uploaded about the history of bicycles.

There are 4 types of bicycle mentioned in the video. In your copy write the year, the name of the bicycle and one sentence to describe the bicycle. Draw a picture of the bicycle underneath it.

Eg. 1818 – Draisienne – it had no pedals.



Wednesday 22<sup>nd</sup> April

English

1. Write your news and draw a picture.
2. Spelling Workbook Unit 11 – Learn the next 4 words and write them into your homework copy (3 times each). Write a sentence for one of the words. Complete Ex. 8 in your book.
3. Oral Language – pick 5 different words from the wordlist for 'The Giant's Causeway' on p. 83 and put them into a sentence orally.
4. Clickety-Click – Read the story 'The Giant's Causeway' (p. 33-40) again. Retell the story to someone at home...your mam/dad/sibling...you could even ring a grandparent to tell them the story!
5. Clickety Click workbook do p. 18 and 19 (fill in the blanks, wordsearch, read & draw, broken/no broken...do what you can in a copy if you don't have access to a printer.)



## About Angus

33-39

Choose the correct word for each sentence.

- 1 Suddenly, they heard a noise as \_\_\_\_\_ (scary, amazing, loud, brilliant) as thunder.
- 2 'Where is Finn McCool?' \_\_\_\_\_ (growled, whispered, laughed, asked) Angus, looking past Una into the house.
- 3 'I came all the way from \_\_\_\_\_ (Ireland, India, Africa, Scotland) to fight him.'
- 4 'Come out here, Finn, and \_\_\_\_\_ (cheer, help, face, see) the great Angus.'
- 5 Angus \_\_\_\_\_ (tried, decided, forgot, needed) to wait for Finn and he followed Una into the house.
- 6 But Angus was in for a \_\_\_\_\_ (surprise, treat, shock, chat).

## Word search

Find eight words from pages 36 and 37 hidden in this word search.  
Look → across and ↓ down.

c	l	o	t	h	e	s	j	h	b
l	e	m	b	h	n	i	s	t	a
e	c	v	w	o	b	s	m	z	b
v	s	c	r	n	c	r	a	z	y
e	h	h	j	d	r	s	t	m	e
r	o	c	k	s	t	u	c	l	d
a	c	o	e	s	y	a	h	o	s
u	k	l	r	e	l	a	n	d	i

## Read and draw



Read the sentences and draw pictures to match them.



The rock is behind the tree.



The cradle is behind the box.




The giant is behind the door.



The house is behind the bridge.

## broken, not broken

Write 'broken' or 'not broken' under each picture.




## Maths


1. Mental Maths - Wednesday p. 56
2. Practise your counting in 2s, 5s and 10s.
3. Planet Maths - Capacity P. 135. Try your best to answer the questions as best you can...don't worry if you get stuck on any.

Capacity 135


**A** Complete the sentences.




bucket



jug



bottle




cup

The \_\_\_\_\_ holds the **most** liquid. The \_\_\_\_\_ holds the **least** liquid.

---


**B** Use  $\frac{1}{4}$ -litre,  $\frac{1}{2}$ -litre and 1-litre containers to answer these questions.

1. How many  $\frac{1}{2}$  litres fill a 1-litre container?
2. How many  $\frac{1}{4}$  litres fill a 1-litre container?
3. How many  $\frac{1}{4}$  litres fill a  $\frac{1}{2}$ -litre container?




---


**C** Answer the questions.




milk  
 $\frac{1}{2}$  l



yogurt  
 $\frac{1}{4}$  l



juice  
1 litre



cola  
 $\frac{1}{2}$  l

1. How many yogurt pots fill the juice carton?
2. How many yogurt pots fill the milk carton?
3. What is the difference in capacity between the juice carton and the milk carton?
4. How many bottles of cola fill the juice carton?
5. Which 2 items hold the same amount of liquid? \_\_\_\_\_ and \_\_\_\_\_.

---

**D** Write these amounts in order starting with the smallest.

$\frac{3}{4}$  l


$\frac{1}{4}$  l

1 l

$\frac{1}{2}$  l

$1\frac{3}{4}$  l

$1\frac{1}{2}$  l



## Gaeilge

1. Bua na Cainte - Sa Bhaile Ceacht 3 - Click on the yellow speech bubble and select Comhrá 3.1 Press play and listen to the lesson.
2. Click on the video game controller and select 'Tasc Éisteachta'. Choose the correct picture for the sentence you hear.
3. Click on the video game controller and select 'Líon na Bearnaí'. Fill in the missing word for each sentence. Practise reading the sentences out loud.
4. Click on the green music note icon – listen to the poem 'An Seilide'. See if you can learn it off by heart! (Click the mouse with the book on the left-hand side of the screen to see the words of the poem on screen)

## Religion

'At Mass we give thanks'

It is important to remember all the things we are thankful for (these days more than ever!!) and at Mass, we give thanks to God for what we have.

**We are thankful for the food we eat. We are thankful for Jesus our friend.  
We are thankful for our families.**

Can you think of anything else you are thankful for?

Talk about it at home. Use the image below to help you. If you can print it you can fill in the blanks and draw pictures in the frames. If not, you could make your own display of things you are grateful for and send a photo to show me!

**IN SCHOOL**

## At Mass, we give thanks to God for ...

Write about what you are thankful for and draw a picture.




The food we eat



Jesus, our friend



Our families



**SESE (Our theme this week is 'Cycles')**

Geography – Bicycle Safety

Watch the video I have uploaded about bicycle safety.

Make a poster to show all the things that are important to help keep you safe on your bicycle. Send me a photo of your finished poster! Make it lovely and colourful and easy to read.

Well done – you are half way through the week already!!

Thursday 23<sup>rd</sup> April

English

1. Write your news and draw a picture.
2. Spelling Workbook Unit 11 – Learn the next 5 spellings. Write them into your homework copy (3 times each). Write a sentence for one of the words.  
Complete Ex. 11 in your book.
3. Oral Language – pick 5 more words from the wordlist for 'The Giant's Causeway' on p. 83 and put them into a sentence orally.
4. Clickety-Click – Read the story 'The Giant's Causeway' (p. 33-40) again. Ask someone at home to listen to your reading and maybe they could give you 2 stars and a wish!
5. Clickety Click workbook p. 20. Answer the 10 questions with a full sentence for each answer. Unscramble the sentences below the questions also. Don't forget your title at the top – The Giant's Causeway.



## Questions and answers

33-40

Read the story again. Write the answers to six of these questions in your copy.

- 1 Where did Finn McCool live?
- 2 Who lived in Scotland?
- 3 Why did Angus want to fight Finn?
- 4 What did Angus do for three weeks?
- 5 Why did Finn make a bridge across the sea?
- 6 Why did Angus decide to start the bridge on his side?
- 7 What did Finn do when he spotted Angus?
- 8 Where was Finn when Angus banged on the door?
- 9 What did Angus spot at the back of the room?
- 10 What did Angus do when he saw the baby?
- 11 Why did Angus pull the rocks up as he ran along?
- 12 Where is the Giant's Causeway?

## Scrambled sentences

Unscramble the sentences and write them.

- 1 not But did up Angus give  
\_\_\_\_\_
- 2 lucky It Finn was so that strong was  
\_\_\_\_\_
- 3 to baby has The sleep just gone  
\_\_\_\_\_

## Maths

1. Mental Maths - Thursday p. 57
2. Practise your counting in 2s, 5s and 10s.
3. Planet Maths - Algebra 2 P. 130 and 131. Try your best to answer the questions as best you can...don't worry if you get stuck on any.

Let's count in tens and practise number patterns.

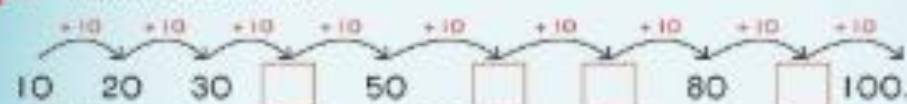


**A** Listen to your teacher.



Counting in tens is like counting in units with a zero on the end!

**B** 1. Fill in the blanks.



2. There are \_\_\_\_\_ tens in 100.

3. Draw some more things that come in tens.



**C** How many packs of cards could you buy for these amounts?

1. 90c = 10 + 10 + 10 + 10 + 10 + 10 + 10 + 10 + 10

= [ ] packs

2. 70c = \_\_\_\_\_

= [ ] packs

3. 50c = \_\_\_\_\_

= [ ] packs

4. 80c = \_\_\_\_\_

= [ ] packs



**D** Write the missing numbers.

1. 5 10 [ ] 20 [ ] [ ] 35 40 [ ] [ ] 55

2. 7 14 [ ] 28 [ ] 42 49 [ ] [ ] 70 [ ]



1 with group count.



**A** Write under each picture what amounts we could be counting in.


 6

 6

 10

**B** Try these.

1	2	3	4	5	6	7	8	9	10
11	12	13	14	15	16	17	18	19	20
21	22	23	24	25	26	27	28	29	30
31	32	33	34	35	36	37	38	39	40
41	42	43	44	45	46	47	48	49	50
51	52	53	54	55	56	57	58	59	60
61	62	63	64	65	66	67	68	69	70
71	72	73	74	75	76	77	78	79	80
81	82	83	84	85	86	87	88	89	90
91	92	93	94	95	96	97	98	99	100

- Start at 2. Colour every 2nd number red.
- Start at 3.  $\times$  every 3rd number.
- (a) Write down the numbers that have a star in the spaces below.

\_\_\_\_\_

\_\_\_\_\_

\_\_\_\_\_

\_\_\_\_\_

\_\_\_\_\_

(b) What amount are we counting in?

**C**

1	2	3	4	5	6	7	8	9	10
11	12	13	14	15	16	17	18	19	20
21	22	23	24	25	26	27	28	29	30
31	32	33	34	35	36	37	38	39	40
41	42	43	44	45	46	47	48	49	50
51	52	53	54	55	56	57	58	59	60
61	62	63	64	65	66	67	68	69	70
71	72	73	74	75	76	77	78	79	80
81	82	83	84	85	86	87	88	89	90
91	92	93	94	95	96	97	98	99	100

- Start at 2. Colour every 5th number red.
- Start at 6. Circle every 8th number blue.
- $\times$  the answer to each of the following problems on the 100 square.

- (a)  $10 + 7 =$   (b)  $12 + 4 + 3 =$
- (c)  $5 + 4 + 1 =$   (d)  $21 + 5 +$    $= 27$
- (e)   $+ 4 + 4 + 4 = 16$  (f)  $80 - 5 - 1 =$
4. There is a heart on every \_\_\_\_\_ square.

**D**

In your copy. Draw a staircase with 24 steps. Show how many jumps you would take if you ran up (a) 3 steps at a time, (b) 2 steps at a time, (c) 4 steps at a time and (d) 6 steps at a time.



## Gaeilge

1. Bua na Cainte - Sa Bhaile Ceacht 4 - Click on the yellow speech bubble. Press play and listen to the lesson.
2. Click on the video game controller and select 'Líon na Bearnaí'. Fill in the missing word for each sentence. Practise reading the sentences out loud. (You can try the other activities here too if you like but I would like this one done.)

## SPHE

### My Family

Draw a picture of your family to include parents, siblings and grandparents.

Underneath write one sentence to say what your relationship is and how you help each member of your family.


EG. My mam – I am her daughter. I help her by \_\_\_\_\_.

My grandad – I am his granddaughter. I help him by \_\_\_\_\_.

## Art

As today is Thursday, we would usually be doing Art. Below I have attached a sample if you want to give it a go! The faded blue lines show where you should fold your page in 4...this will help you layout the picture as they have done.

All you need is an A4 piece of paper, a pencil and some colours!



Send me photos of your finished Art work!



## Friday 24<sup>th</sup> April

### English

1. Write your news and draw a picture.
2. This term we are due to learn about Persuasive Writing. Have a read of the worksheet I have attached to our webpage and answer the questions in your copy. Your title can be Persuasive writing.
3. Handwriting – letter x – both pages. Colour the pictures when you are finished.
4. Get someone at home to play a game of Bingo with you – pick 6 or 8 words from the wordlist for The Giant's Causeway and write them down. Have someone read out the words from the wordlist and tick yours off as they are read. Shout Bingo when all your words are ticked. You could ask siblings or someone else in your house to play with you for some competition!

### Maths

1. Mental Maths - Friday p. 57
2. Practise your counting in 2s, 5s and 10s.
3. Planet Maths: Quick Sums 5 - P. 126 and Problem Solving 7 – P. 127 (Images below....you can do the wordsearch orally if you don't have access to a printer.)

1	2	3	4	5	6	7	8	9	10
11	12	13	14	15	16	17	18	19	20
21	22	23	24	25	26	27	28	29	30
31	32	33	34	35	36	37	38	39	40
41	42	43	44	45	46	47	48	49	50
51	52	53	54	55	56	57	58	59	60
61	62	63	64	65	66	67	68	69	70
71	72	73	74	75	76	77	78	79	80
81	82	83	84	85	86	87	88	89	90
91	92	93	94	95	96	97	98	99	100

You can use  
the 100 square  
to help you  
subtract.



### A Subtract.

1.  $21 - 10 = \square$  10.  $91 - 10 = \square$
2.  $32 - 11 = \square$  11.  $49 - 4 = \square$
3.  $47 - 12 = \square$  12.  $28 - 16 = \square$
4.  $64 - 3 = \square$  13.  $37 - 3 = \square$
5.  $25 - 14 = \square$  14.  $48 - 15 = \square$
6.  $86 - 23 = \square$  15.  $16 - 13 = \square$
7.  $77 - 15 = \square$  16.  $89 - 12 = \square$
8.  $18 - 3 = \square$  17.  $72 - 11 = \square$
9.  $59 - 27 = \square$  18.  $67 - 16 = \square$

### B Subtract.

1.  $21 - 5 = \square$  10.  $19 - 7 = \square$
2.  $22 - 15 = \square$  11.  $59 - 19 = \square$
3.  $40 - 10 = \square$  12.  $33 - 22 = \square$
4.  $54 - 13 = \square$  13.  $84 - 41 = \square$
5.  $39 - 16 = \square$  14.  $96 - 23 = \square$
6.  $70 - 5 = \square$  15.  $79 - 14 = \square$
7.  $29 - 11 = \square$  16.  $37 - 13 = \square$
8.  $31 - 20 = \square$  17.  $98 - 32 = \square$
9.  $89 - 17 = \square$  18.  $80 - 7 = \square$

### C Try these.

1.  $30 - 12 = \square$  8.  $27 - 18 = \square$
2.  $45 - 16 = \square$  9.  $46 - 18 = \square$
3.  $91 - 12 = \square$  10.  $57 - 19 = \square$
4.  $72 - 15 = \square$  11.  $28 - 19 = \square$
5.  $65 - 18 = \square$  12.  $37 - 18 = \square$
6.  $51 - 12 = \square$  13.  $43 - 15 = \square$
7.  $48 - 14 = \square$  14.  $71 - 17 = \square$

### D Now try these.

1.  $35 - 27 = \square$  8.  $87 - 29 = \square$
2.  $43 - 35 = \square$  9.  $42 - 26 = \square$
3.  $81 - 53 = \square$  10.  $53 - 34 = \square$
4.  $64 - 39 = \square$  11.  $77 - 58 = \square$
5.  $73 - 48 = \square$  12.  $66 - 29 = \square$
6.  $55 - 26 = \square$  13.  $81 - 25 = \square$
7.  $92 - 53 = \square$  14.  $90 - 47 = \square$



## Problem-Solving 7

127

Can you find the time words below in this word search? Circle them.

q	n	s	e	a	s	o	n	r	t
a	u	t	r	s	c	l	o	c	k
u	x	a	v	a	t	h	g	i	n
t	s	r	r	m	i	n	u	t	e
u	p	a	s	t	m	y	a	d	w
m	r	e	e	k	e	e	w	t	z
n	i	y	c	n	i	r	u	o	h
c	n	m	o	n	t	h	p	m	a
r	g	o	n	r	e	m	m	u	s
d	n	g	d	w	i	n	t	e	r

✓ them as you find them.

quarter	past	noon
hour	time	clock
minute	second	month
week	year	season
spring	summer	autumn
winter	day	night

Why did the snowman get a computer?  
He wanted to use the winternet!



## Gaeilge

1. Bua na Cainte - Sa Bhaile Ceacht 5 - Click on the yellow speech bubble. Press play and listen to the lesson.
2. Click on the video game controller and select 'Tasc Éisteachta 5.1'. Click the correct picture to match the sentence you hear. (You can try the other activities here too if you like but I would like this one done.)
3. Practise the poem 'An Seilide'.

## Music

Your task over the next few days is to make a musical instrument using recyclable materials you can find around the house. Send me a photo of your instrument when you have it made!

Well done on all your hard work this week - you are doing great! I really hope I get to see you all again soon!

