

As it is the Bank Holiday this week and we were due to be off school Monday and Tuesday, I am only setting work for 3 days this week. Feel free to do this work over the course of the whole week if that suits you better, it's up to you!

If you are taking a break from schoolwork on Monday and Tuesday, you could still do plenty to keep yourself occupied.

- Make some junk art with recyclable materials you find around your house.
- Do some yummy baking!
- Tune into the RTE School Hub to follow their activities.
- Create something out of Lego and send me a picture.
- Use the internet to look up some simple Science experiments .... You will find loads here <https://www.sciencekids.co.nz/experiments.html>
- Play 20 questions with somebody in your house.
- Learn how to play a new card game.

**\*\*This week's work is outlined below\*\***

As always, if you have any questions, please don't hesitate to contact me. Have a great week and hopefully we will see each other soon!

Ms. Doyle

## Wednesday 6<sup>th</sup> May

### English

1. Clickety-Click – Read the poem ‘Just a Skin Thing’ p. 73.
2. Identify rhyming words in the poem – see if you can use these to help you learn the poem off by heart!
3. Spelling Workbook Unit 14 (Contractions) – Learn the first 4 words (Look, Say, Cover, Write, Check) and write them into your homework copy (3 times each). Write a sentence for one of the words. Complete Ex. 2 (Crossword) in your book.

### Maths

1. Mental Maths – Monday & Tuesday p. 60
2. Practise your counting in 2s, 5s and 10s
3. Revision – Addition with renaming (I have a picture on our webpage from a couple of weeks ago to remind you how to do these!)

#### **B** Add with renaming.

1. T U	2. T U	3. T U	4. T U	5. T U	6. T U
3 9	7 1	2 6	5 5	3 3	1 8
+ 4 3	+ 1 9	+ 4 9	+ 3 6	+ 5 9	+ 6 5

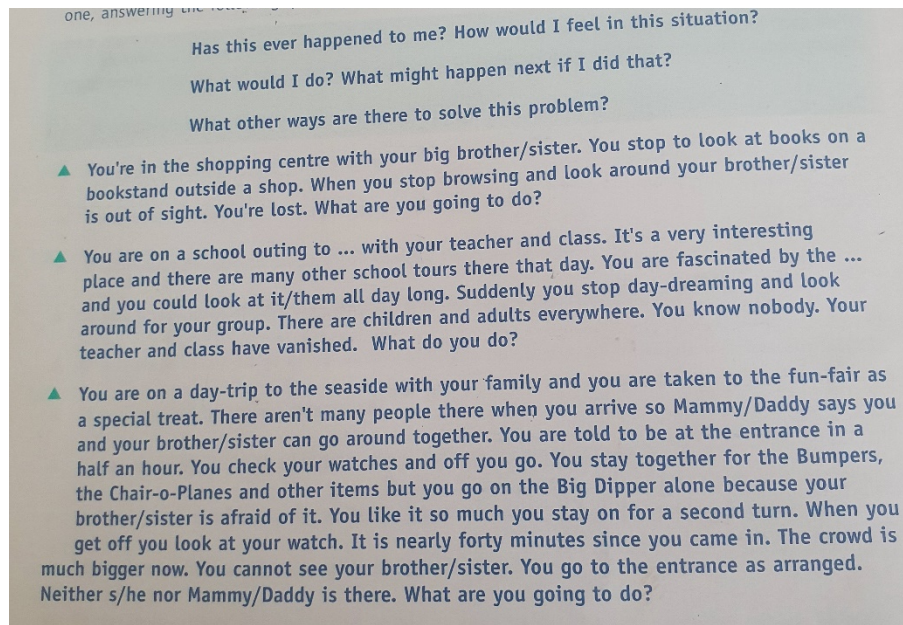
### Gaeilge

1. Bua na Cainte - Sa Bhaile Ceacht 11 - Click on the yellow speech bubble. Press play and listen to the lesson.
2. Practise the conversation.... Thug Mamaí uachtar reoite **di** (Mammy gave **her** ice cream). Thug Mamaí uachtar reoite **dó** (Mammy gave **him** ice cream). Listen to the video and practise a few times so you get used to how to say it.
3. Click the video game controller icon at the bottom of the screen and select ‘Tasc Éisteachta’ – listen out for dó and di in the sentence and choose the correct picture.

## SPHE

### Personal Safety

Read the scenarios below and talk to an adult at home about what you would do in each situation.



Discuss what you would do to help yourself in each situation. Make a poster as a reminder to yourself of what strategies you would use if you found yourself in danger.

Religion (I know the Communion is not going ahead on the 23<sup>rd</sup> May but we must be prepared for when it is rescheduled! So the next few Religion lessons are Communion focussed.)

Grow in Love - Theme 6: Lesson 3

Watch the video 'Mass 'Receiving Holy Communion'.

Before you go up for Communion, you say the '**Prayer before Communion**'.

When you approach the priest, he says '**Body of Christ**' and you reply '**Amen**' before you accept Communion.

You hold your **hands in a special way** when you receive Communion and you **bless yourself afterwards**.

When you return to your seat you say '**The Prayer after Communion**'.

The 2 prayers are on our webpage for you to learn....you did such a great job learning your prayers for your Confession, I know you will be just as good learning these!

Maybe you could practise receiving Communion with an adult at home...chocolate buttons are a good substitute!

Well done for all your hard work today!

Thursday 7<sup>th</sup> May

English

1. Clickety-Click – Read the poem 'Just a Skin Thing' p. 73. Have you managed to learn any of it by heart yet?!



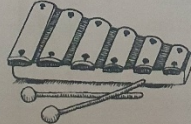

2. Apostrophes – we use apostrophes when we are talking about something belonging to someone. For example; **the book belong to Tom** can be rewritten as **Tom's book**. Or **the pen belonging to Lucy** can be rewritten as **Lucy's pen**.

Use the below picture to help you write a 'Belonging Poem'. Think of a person's name for each letter of the alphabet and then think of something that person might own that starts with the same letter. A couple have been done for you as an example. Don't forget the 's' after the person's name!

Eg. Kleo's koala ; Robert's raincoat

**Belonging Poem**

Think of a person's name for each letter of the alphabet. Then think of something that person might own, which begins with the same letter as their name. Remember to use an apostrophe 's' after each name to show that the next word is something belonging to that person.

Anna's apple,		N _____
Ben's book,		O _____
Claire's		P _____
D _____		Quentin's
E _____		R _____
F _____		S _____
G _____		T _____
H _____		Usain's
I _____		V _____
J _____		W _____
K _____		Xander's
L _____		Y _____
M _____		Zoe's

3. Spelling Workbook Unit 14 (Contractions) – Learn the next 5 words (Look, Say, Cover, Write, Check) and write them into your homework copy (3 times each). Write a sentence for one of the words. Complete Ex. 3 & 4 in your book.

### Maths

1. Mental Maths – Wednesday p.60 & Thursday p. 61
2. Practise your counting in 2s, 5s and 10s
3. Revision – Addition with renaming (I have a picture on our webpage from a couple of weeks ago to remind you how to do these!)

7. T U	8. T U	9. T U	10. T U	11. T U	12. T U
6 5	2 8	6 8	7 4	3 4	4 7
+ 1 9	+ 4 5	+ 2 4	+ 1 8	+ 5 6	+ 2 9

### Gaeilge

1. Bua na Cainte - Sa Bhaile Ceacht 11 - Click on the yellow speech bubble. Press play and listen to the lesson again.
2. Keep practising the conversation.... Thug Mamaí uachtar reoite **di** (Mammy gave **her** ice cream). Thug Mamaí uachtar reoite **dó** (Mammy gave **him** ice cream).
3. Click the video game controller icon at the bottom of the screen and select 'Bí ag Scríobh' – listen to the sentence being read and select the correct word 'dó' or 'di'.

### Art

Sunflowers – use a pencil to draw a nice big sunflower on an A4 page. Use crayons or paint to paint your sunflower yellow with a bit of brown in the middle and paint the background a nice bright blue. Send me pictures of your finished Artwork.





## Religion

Practise your 'Prayer Before Communion' and your 'Prayer After Communion'.



Friday 8<sup>th</sup> May

### English

1. We are still learning about Persuasive Writing. Persuasive Writing happens when we try to convince someone to see things from our point of view. It is really important to have good reasons for our argument. Read the sample of persuasive writing on the webpage and answer the questions at the bottom.

3. Spelling Workbook Unit 14 (Contractions) – Learn the next 4 words (Look, Say, Cover, Write, Check) and write them into your homework copy (3 times each). Write a sentence for one of the words. Complete Ex. 5 & 6 in your book.

### Maths

1. Mental Maths – Friday p. 61

2. Practise your counting in 2s, 5s and 10s

3. Revision – Addition with renaming (I have a picture on our webpage from a couple of weeks ago to remind you how to do these!)

**C** Add with renaming.

1. T U

$$\begin{array}{r} 34 \\ 16 \\ + 27 \\ \hline \end{array}$$

2. T U

$$\begin{array}{r} 18 \\ 54 \\ + 12 \\ \hline \end{array}$$

3. T U

$$\begin{array}{r} 42 \\ 21 \\ + 35 \\ \hline \end{array}$$

4. T U

$$\begin{array}{r} 47 \\ 26 \\ + 13 \\ \hline \end{array}$$

5. T U

$$\begin{array}{r} 15 \\ 24 \\ + 35 \\ \hline \end{array}$$

6. T U

$$\begin{array}{r} 39 \\ 31 \\ + 4 \\ \hline \end{array}$$

### Gaeilge

1. Bua na Cainte - Sa Bhaile Ceacht 12 - Click on the yellow speech bubble. Press play and listen to the lesson.

2. Ask the children to repeat some simple news to you – Inniu an Aoine. Inné an Déardaoin. Amárach an Satharn. Tá an lá fluich / fuar / te. Etc.



## Music

Watch the PowerPoint on our webpage about Body Percussion and see what sounds you can make at home!

Well done on all your hard work this week – I know you are all doing a great job and being really good for your parents at home. Keep it up and we will hopefully see each other again soon!

