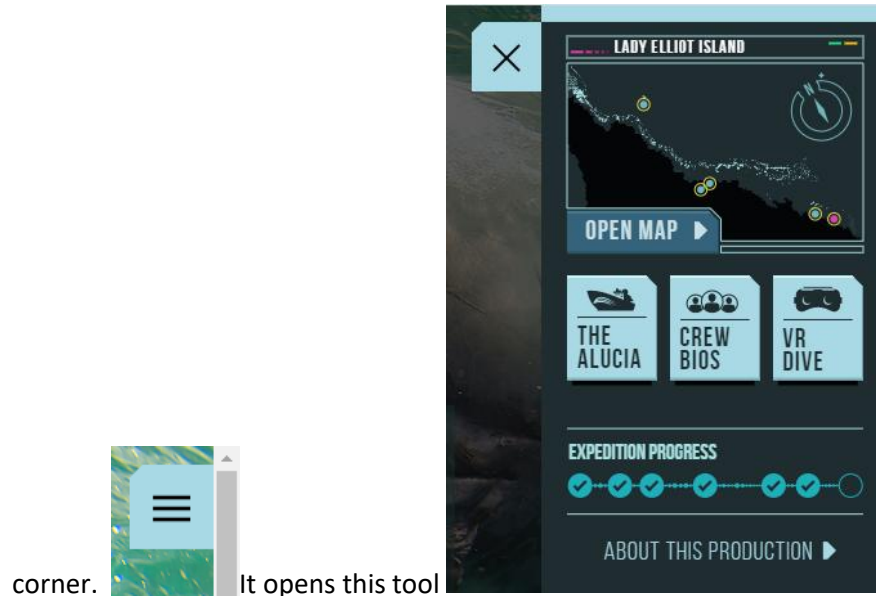


The Great Barrier Reef

Hello and welcome to your school tour to The Great Barrier Reef!

You can explore the various locations yourself by using this navigation plane in the top right-hand

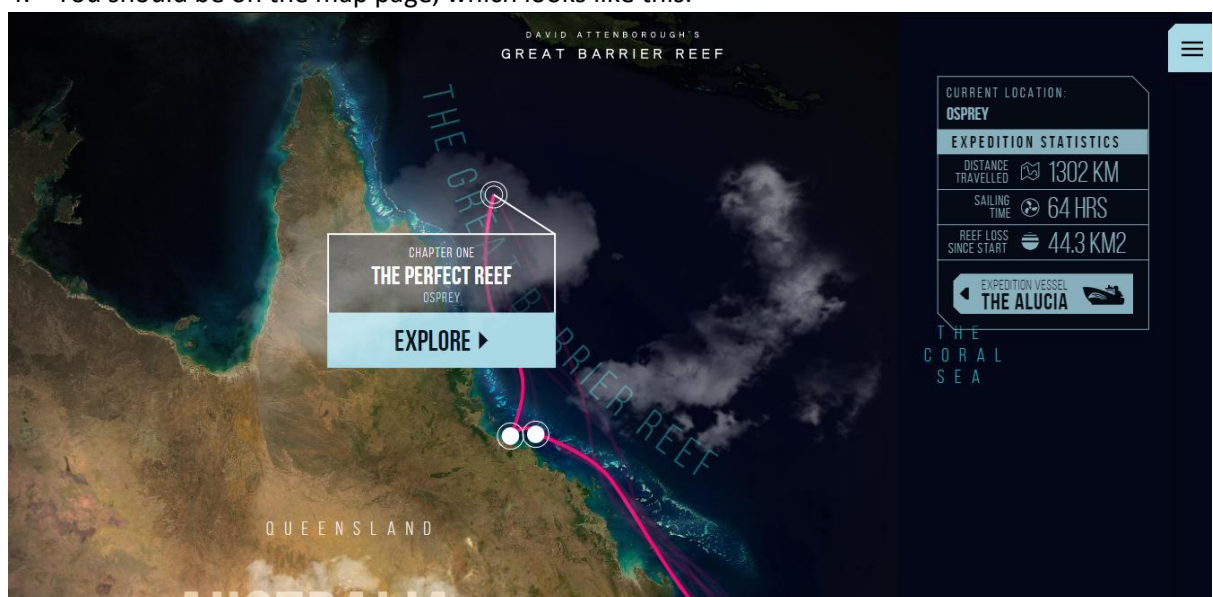


corner. It opens this tool

Or you can follow the steps below.

Click on this link to get started: <https://attenboroughsreef.com/>

1. Click on the button “Explore”
2. Watch the video about David Attenborough
3. After you have watched the video click “continue”
4. You should be on the map page, which looks like this:



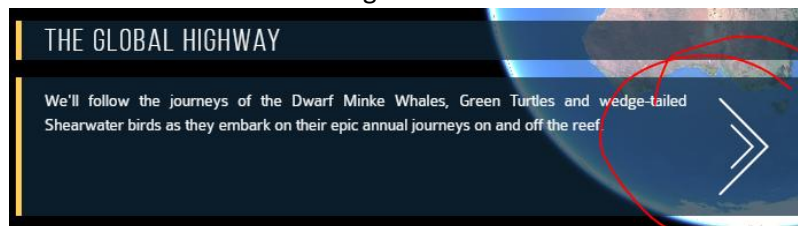
We have reached our first destination!!

Chapter one: The Perfect Reef. Click “Explore”

- Read: Introduction
- Watch The coral reef video
- Read: How does coral reef grow?
- Read about The Mantis Shrimp
- Click on the button “Launch Mantis Vision” for you own experience!!!



- Use the arrows to change the view – look at the colours!
- Press “Continue”
- Listen to “A ministry of sound”, click “Have a listen” and then “start”. Use the curser to explore. When you are finished press “continue”.
- Read: “The Clown Fish” story
- Press the button to hear what a “Health Reef” sounds like!
- A Global Destination click “Start your Journey now”
- Use the arrow to move through the information.



- Watch the video “Experience a dive with a Minky Whale”. When you are finished click the X in the right hand corner.
- Continue with the arrows as before.
- Watch the video on “A Green Turtle hatchling”. When you are finished click the X in the right hand corner.
- Continue with arrows as before
- Watch video on “A wedge-tailedshearwaterchick’s first flight”. When you are finished click the X in the right hand corner.
- When you have finished exploring the global. Click “Continue in the top right-hand corner”.

Break time! Have a drink, snack and stretch your legs.

Chapter Two: Understanding the Reef

- Read: The Australian Institute of Marine Science
- Watch: Lizard Island and the crown of thorns starfish
- Read: The Invasion of the Starfish

- Read: The acid effect



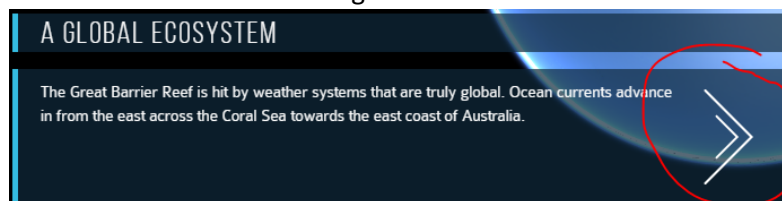
- Click the button to explore what happens to Limestone. Use the arrow at the bottom of the screen to move through the hours. When you are finished press “continue”.
- Read: Coral Bleaching
- Click “see for yourself” and start the video (watch how the colour changes). This is a 360° (Full circle!!!!!!) video – so you can use the cursor to explore the Reef while it is playing.
- Click “Continue” – top right-hand corner to carry on.
- Watch: Discovering Ancient Conditions
- Watch: Reveal the Reef
- Watch: Boosting Coral’s natural defences
- Click “Explore the Global Reef”

Lunch Time!

Go and have something nice to eat!

Chapter three: The Global Reef

- Read: The Wreck of the SS Yongala
- Launch the globe
- Use the arrow shown to navigate



- When you have finished click “continue”
- Watch: Cyclone Yasi
- Watch: The case of the SS Yongala

Chapter Four: The Future Reef

- Read: Heron Island
- Watch: Tour of Heron Island

- Continue to read
- Watch: The future of the reef
- Click on the buttons to see the results

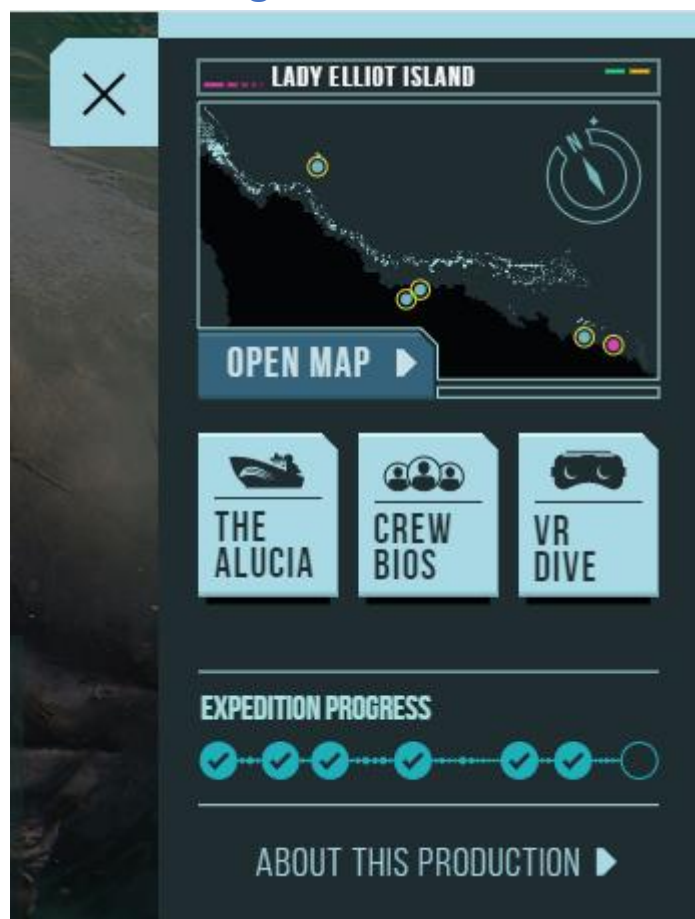


Chapter Five: Get Involved

- Read: Lady Elliot Island
- Watch: Obama and David Attenborough speaking



This button is a navigation tool. Use it to



explore further.

We hope you enjoyed your tour!

