

## **Try to do a P.E. activity every day:**

- Have a game of 'dance and freeze' in your sitting room.
- Make yourself an obstacle course like on active schools' week. Can you beat your own time getting through it?
- Try some yoga Cosmic Kids yoga,  
[https://www.youtube.com/channel/UC5uIZ2KOZZeQDQo\\_Gsi\\_qbQ](https://www.youtube.com/channel/UC5uIZ2KOZZeQDQo_Gsi_qbQ).
- Use 'Go Noodle' or 'The Body Coach' as ways to get exercise with your family. (See 'The Body Coach' 8 minute workout under this week's worksheets (*different to last weeks*)).
- Practise throwing and catching a ball/ beanbag and try throwing it at or into a target e.g. a bucket, pot, basin, bowl, piece of cardboard, cereal box.
- Continue to focus on your skills if you play sport outside of school and share any new skills with us.
- Try the garden marathon (42km). Start with 10 laps per day and try to increase it each week.
- Walking, skipping and cycling are great ways to exercise.

## Monday

### English:

**D.E.A.R Time:** 10 minutes

**My Read at Home:** Page 108 – Read and answer questions in your copy

**Spelling Workbook:** Unit 15. Learn 4 spellings. Today's spellings: paragraph, graph, photograph, orphan.

- Do L.S.C.W.C for each word or use the triangle method (shown last week) for each word.
- Complete the 'across' section of the Crossword.

**Word List - Dictionary work and sentences:** Look up the meaning of the word and then put it into a sentence.

wonderful	remarkable
adventure	expected

**Get your siblings or parents to play the dice game.**(see previous weeks handouts)

**Let's Go: Welcome to Tír na nÓg** - Read pages 222-224

**Handwriting:** Page 53

### Maths:

**Mental Maths:** Monday Week 31

**Tables Book:** Monday Week 29

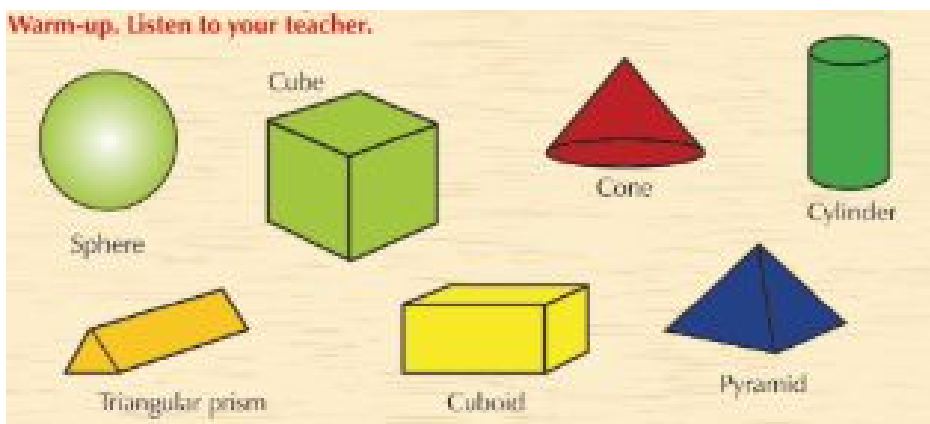
**Tables:** Practice your 7's. Play tables dice game with a sibling/parent.

**Planet Maths: Topic 28 - 3D Shapes**

**Warm up exercise:** 3D Shapes revision

<https://ie.ixl.com/math/class-2/name-the-three-dimensional-shape>

**Pick a shape below:**



**(See if you can find these shapes at home and use them to help you answer the questions)**

Now, answer the following questions:

1. Describe the shape.
2. How many faces/ edges/ corners (also called vertices) does it have?
3. What might this shape be used for?
4. Have you seen this shape anywhere?

5. What 2D shape might you match this 3D shape with?
6. Do you think it's possible to stand it on its side?
7. Do you think it's possible to stand it upside down?
8. Does it roll?
9. Will it stack?

**Repeat until you've picked all shapes.**

**Page 167 – B**

**Answer question in your copy.**

**Q.1.** Which 3D shapes can you see in the pictures below?



**Q.2.** What 3D shapes can you find around your home?

**Q.3.** What examples of 3D shapes have you seen outside your home?

**Gaeilge:**

**An Aimsir – An aimsir ar fud an domhain** (*The Weather – The weather all over the world*)

**Abair Liom**

1. **Comhrá:** Féach ar lth 133. Léigh é (Read it!).

Listen to the comhrá being read aloud, following the words.

**E. Comhrá.**

**Agallóir:** A Shíofra, an ndeachaigh tú ar laethanta saoire anuraidh?

**Shíofra:** Chuaigh mé go Gaillimh. D'fhan mé cois farraige.

**Agallóir:** Conas a bhí an aimsir?

**Shíofra:** Bhí an aimsir go dona an chéad seachtain. Bhí sé scamallach agus an-fhliuch.

**Agallóir:** An raibh sé scamallach an t-am ar fad?


**Shíofra:** Ní raibh. Bhí an dara seachtain i bhfad níos fearr. Bhí an ghrian ag spalpadh anuas gach lá.

**Agallóir:** Cad a rinne tú i rith an lae?

**Shíofra:** Chuamar ag spraoi ar an trá an tseachtain ar fad.

**Agallóir:** Ar bhain tú taitneamh as na laethanta saoire?

**Shíofra:** Bhain mé an-taitneamh astu.



Copy & Paste the below link to listen to this comhrá (click comhrá) – you need to be logged into folenonline.ie to do so -

[https://content.folenonline.ie/programmes/AbairLiom/4th\\_class/resources/Dialogue/AL\\_4C\\_ACT\\_DIA\\_CH16\\_001/index.html](https://content.folenonline.ie/programmes/AbairLiom/4th_class/resources/Dialogue/AL_4C_ACT_DIA_CH16_001/index.html)

## 2. Complete C - lth.132 – Críochnaigh na habairtí (finish the sentences)

**C. Críochnaigh na habairtí.**

i rith...

 an earraigh	 an tsamhraidh	 an fhómhair
 an gheimhridh	 an lae	 na hoiche

1. Uaireanta bíonn sneachta againn in Éirinn i rith \_\_\_\_\_.
2. Bíonn sé an-te sa Sahára i rith \_\_\_\_\_.
3. Bíonn na feirmeoirí ag cur na siolta \_\_\_\_\_.
4. Bailíonn na feirmeoirí na barra \_\_\_\_\_.
5. Bíonn sé níos teo \_\_\_\_\_ ná i rith an gheimhridh.
6. Ní dheachaigh Oisín ar scoil inniu mar bhí sé tinn \_\_\_\_\_.

## 3. Litriú agus Frasaí: As usual, learn one frása and two litriú per day. Make sure that you learn the meaning and the spelling of these words.

- **Bíonn sé te agus tirim i rith an tsamhraidh.**
- **An fómhar, An geimhreadh** (Same list as last week)

**Religion:** The 'Grow in Love' book and all interactive content is available on the Grow in Love website: <https://app.growinlove.ie/en/user/book-themes/21>.

### Grow in Love: Theme 9 Lesson 1.

- Read the first section 'About Pilgrimages to Marian Shrines' on page 76 of your Grow in Love.

# Pilgrimages at Home and Abroad

## ABOUT PILGRIMAGES TO MARIAN SHRINES

People of faith have gone on pilgrimages to holy sites down through the centuries. They believe it helps them to connect with God in a special way.

In Ireland, many people go on pilgrimage to the Marian Shrine at Knock, where Our Lady once appeared to a group of local people. Some also travel with a parish group to the Marian Shrine at Lourdes in France, where Our Lady appeared to St Bernadette.

Pilgrimages to Marian shrines give people an opportunity to ask Mary, our Mother, to help them to live with faith and trust in God, as she did. Mary is always willing to listen to us and to bring our prayers to Jesus.

## ACTIVITIES

- In pairs, share your thoughts on why you feel Our Lady appeared to St Bernadette in Lourdes and to a group of local people in Knock.
- In your Religious Education journal write a short letter to Mary, our Mother. Tell her something positive that you are grateful for in your life at this time. Mention also any concerns you may have about anyone or anything. You might like to finish your letter with the words 'Our Lady of Knock, pray for us' or 'Our Lady of Lourdes, pray for us'.

- Think about why you feel Our Lady appeared to St. Bernadette in Lourdes and to a group of local people in Knock (first activity).
- In your copy, complete the second activity, write a short letter to Mary telling her something positive you're grateful for in your life at this time.
- If you want to learn more about the history of the Knock Shrine, check out this website: <https://www.knockshrine.ie/history/>.

## SPHE:

1. Try the "Breathing Colours" mindfulness activity (handout under documents for this week).
2. Complete the wellness journal (handout under documents for this week). Write/ draw your happy thoughts and write about something good that happened to you today. You could complete this activity every day this week if you like.
3. Make and play the Selfie Tips Origami Chatterbox game (handout under documents for this week). You'll need to cut out a square piece of paper, with 6 inch sides and you can go from there.

## Tuesday

### English:

**D.E.A.R Time:** 10 minutes

**My Read at Home:** Page 109 – Read and answer questions in copy

**Spelling Workbook:** Unit 15. Learn 4 spellings. Today's spellings: nephew, atmosphere, elephant, phrase.

- Do L.S.C.W.C 4 times ora spelling triangle for each word.
- Complete the 'Down' section of the crossword.

**Word List - Dictionary work and sentences:** Look up the meaning of the word and then put it into a sentence

emerged	impressive
amazingly	complicated

**Get your siblings or parents to play ‘Noun Showdown’** – how to play: pick a noun e.g. boy, tree, dog and write down as many adjectives as you can think of in one minute to describe the noun. Can you use any this week’s word list words to describe the noun chosen?

**Let’s Go: Welcome to Tír na nÓg**- Read pages 225-228

**Handwriting:** Page 54

## Maths:

**Mental Maths:** Tuesday Week 31

**Tables Book:** Tuesday Week 29

**Tables:** Practice your 7’s.

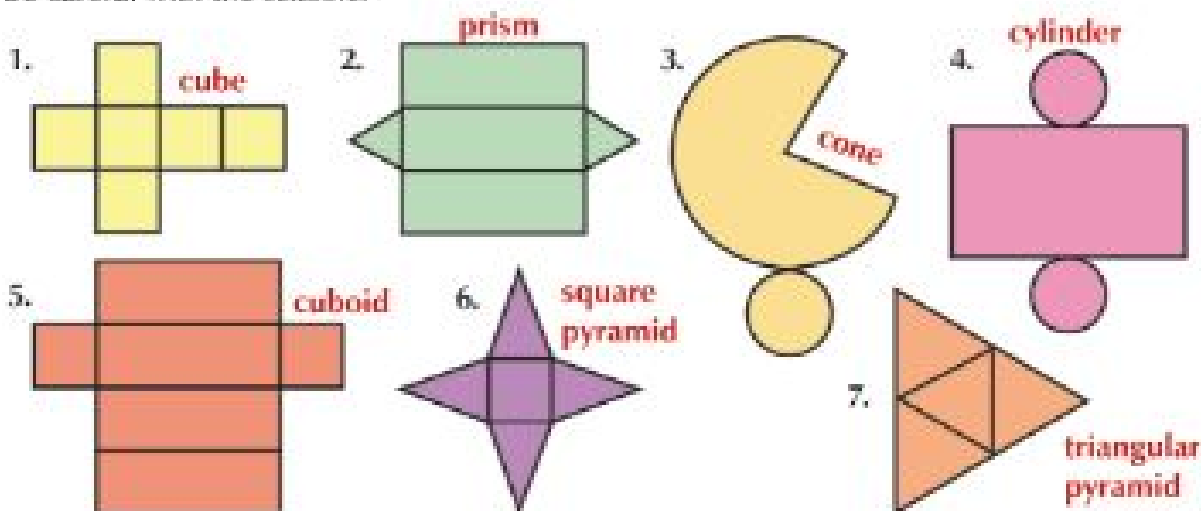
**Planet Maths: Topic 28 - 3D Shapes**

**Watch 3D Shape Song:** <https://youtu.be/ZnZYK83utu0>

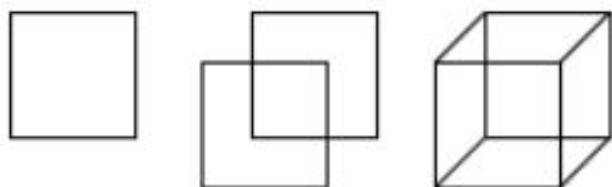
**Planet Maths: p.168, A** – Make and draw these 3D shapes. You will need a pencil, paper, ruler, scissors and some colouring pencils/markers/ crayons.

### **A** Make and draw 3D shapes.

Draw these nets. Cut out the nets, fold and tape to make 3D shapes.  
Be careful with the scissors.



**Try these steps to draw a cube:**

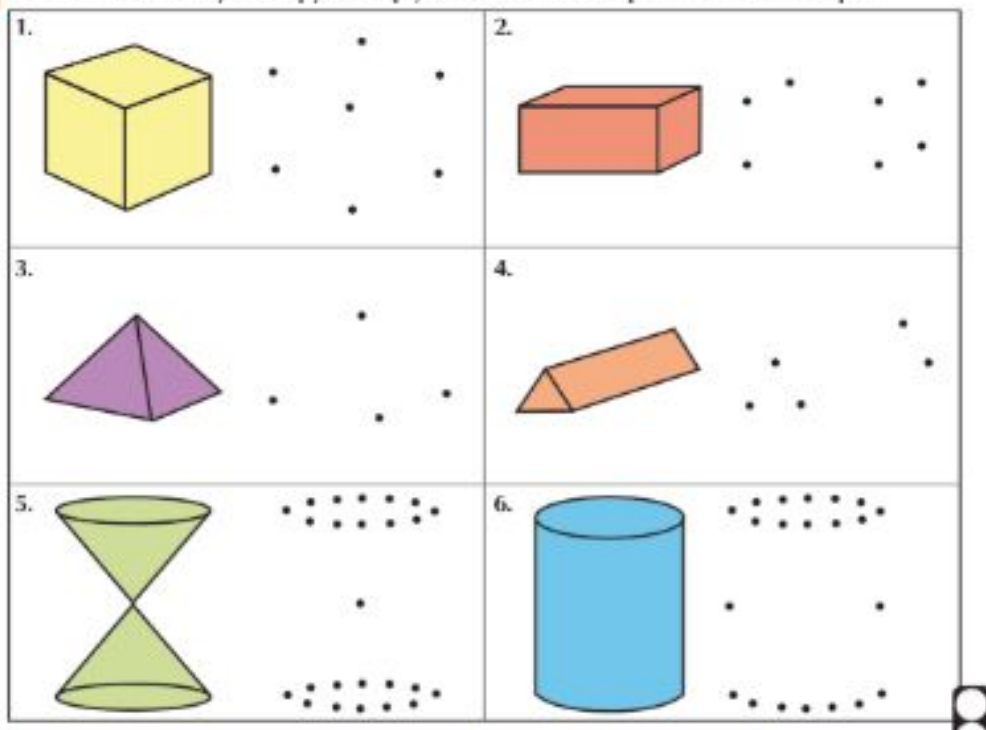


- Draw a simple square.
- Move to the left and down and draw another square same size as the first.
- Connect corresponding corners with straight lines.



**Planet Maths: p.168, B** – Trace the dots into your copy to help you to draw these shapes. Can you name them all? Label each shape once complete.

**B** Trace the dots into your copy to help you to draw the shapes. Label each shape.



**Gaeilge: An Aimsir – An aimsir ar fud an domhain**

**Abair Liom:**

1. **Comhrá – 16.** Read the comhrá from yesterday again, lth. 133. Practice the different parts with someone at home!









[https://content.folensonline.ie/programmes/AbairLiom/4th\\_class/resources/Dialogue/AL\\_4C\\_ACT\\_DI\\_A\\_CH16\\_001/index.html](https://content.folensonline.ie/programmes/AbairLiom/4th_class/resources/Dialogue/AL_4C_ACT_DI_A_CH16_001/index.html)

2. **Féach ar lth. 133**

**F. Conas a bhí an aimsir ar do laethanta saoire?** You've learned the first part of this question already 'Conas a bhí an aimsir?' (How was the weather?). Can you guess what 'ar do laethanta saoire' means? I bet you can! It means 'on your holidays'.

**Complete the sentences below in your copy, using your litriú sheet and the pictures to help you.**

**F. Conas a bhí an aimsir ar do laethanta saoire?**

1. Chuaigh Liam go dtí an Spáinn ar a laethanta saoire.  
 Bhí sé te agus tirim.  
 Bhí an ghrian ag spalpadh anuas an t-am ar fad. 
2. Chuaigh Magda go dtí an Fhrainc ar a laethanta saoire.  
 Bhí sé \_\_\_\_\_ agus \_\_\_\_\_.  
 Bhí \_\_\_\_\_ 
3. Chuaigh Daithí go Ciarraí ar a laethanta saoire.  
 Bhí sé \_\_\_\_\_ agus \_\_\_\_\_.  
 Bhí \_\_\_\_\_ 
4. Chuaigh Orlaith go Meiriceá ar a laethanta saoire.  
 Bhí sé \_\_\_\_\_ agus \_\_\_\_\_.  
 Bhí \_\_\_\_\_ 

3. **Litriú agus Frasaí:** As usual learn one frása and two litriú per day. Make sure that you learn the meaning and the spelling of these words.
- **Bhí mé préachta leis an bhfuacht.**
  - **An t-earrach, An samhradh**
- See last week's list!

### Religion:

#### Grow in Love: Theme 9 Lesson 1.

- Read the bottom section on page 76 of your Grow in Love book, 'About Pilgrimages to Croagh Patrick'.

**ABOUT PILGRIMAGES TO CROAGH PATRICK**  
St Patrick is believed to have spent the forty days of Lent on Croagh Patrick in County Mayo. Every year, on the last Sunday in July, thousands of pilgrims from all around the world gather at Croagh Patrick for what is called 'Reek Sunday'. Many climb the mountain barefoot. It is a day of prayer. Outdoor Masses are celebrated throughout the day and people may go to confession in St Patrick's Chapel.

- How do you think climbing Croagh Patrick might help people to feel closer to God?
- Is there a special place that you go to when you want to pray to or be alone with God?

- Look at the video of a pilgrimage to Croagh Patrick here: <https://app.growinlove.ie/en/user/lesson-resources/326#>
- After watching the video, write answers to the two questions at the bottom of page 76 in your copy.
- I climbed Croagh Patrick a few years ago. It was a tough hike, especially as I got nearer to the top but it was worth it when I got there to see the beautiful views of Mayo all around. Do you think you would like to climb it one day?

### Music:

#### The Beatles

1. Check out the most famous Beatles album covers under this week's documents. Pick your favourite one and make your own version of the album cover (template under this week's handouts).
2. Complete 'The Beatles' crossword. (template under this week's handouts.)

**Mini-project:** Do a little further research yourself about 'The Beatles' at home and see if you can complete the 'Project Work' activity under this week's handouts. You might even be able to complete it all yourself, based on what we've learned about The Beatles over the last few weeks!



## Wednesday

### English:

**D.E.A.R Time:** 10 minutes

**My Read at Home:** Page 110 – Read and answer questions in copy

**Spelling Workbook:** Unit 15. Learn 4 spellings. Today's spellings: autograph, alphabet, dolphin, phobia.

- Do L.S.C.W.C 4 times or a spelling triangle for each word.
- **Complete no. 5** – Circle the incorrect words and rewrite the sentence correctly
- **and no. 6** – Write 4 revision words using the letters on the elephant.

**Let's Go: Welcome to Tír na nÓg**– Re-Read Story

**Let's Go:** page 230 – **C. Seek and Search, 1-5** and **E. Word watch** – write the sentences in the correct order.

### Maths:

**Mental Maths:** Wednesday Week 31

**Tables Book:** Wednesday Week 29

**Tables:** Practice your 7's. Play the dice game with a sibling/parent. (Roll 2 dice and multiply the two numbers, see how many you can answer in 1 minute)

**Planet Maths:** **Topic 28 3D Shapes**

**Warm up**

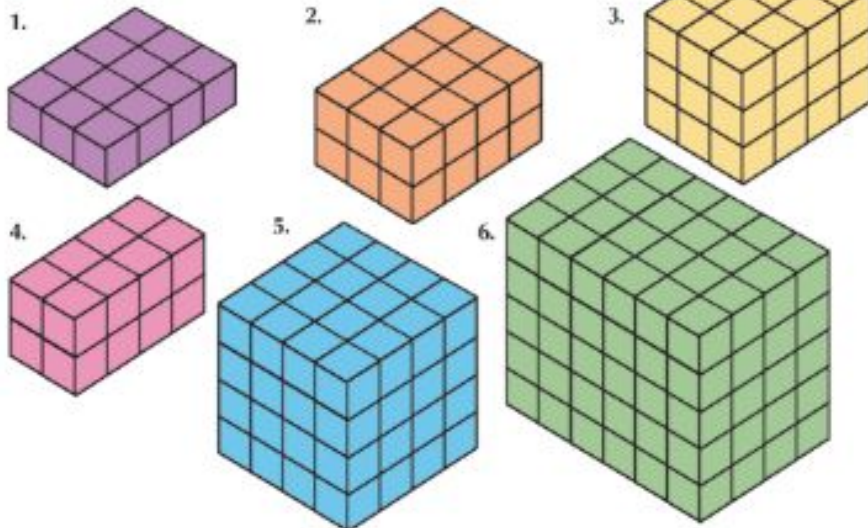
**exercise:** <https://www.nctm.org/Classroom-Resources/Illuminations/Interactives/Cube-Nets/>

**Planet Maths - P.169:** Complete A

**A**

**Making shapes from cubes.**

How many cubes were used to make each cuboid?



If you have cubes at home, see how many different types of cuboid you can make?

**Remember how we changed a drawing of a square into a cube yesterday? I want you try that today with a different 2D shape:**

- Choose a 2D shape (not a square). Draw it, name it and label the number of sides.
- Use your 2D shape as the base for a 3D shape. Draw your 3D shape. Record the name of your shape, the number of edges, vertices and faces.

- Create a model of your 3D shape. You could use cardboard, sticks, straws, etc. Make sure that the edges are the right size and that they are straight (unless they need to be curved!)

**Extra work:** If you enjoyed that, make a set of different 3D shapes.

## Gaeilge: An Aimsir – An aimsir ar fud an domhain

### Abair Liom:

1. **Comhrá–** 16. Read the comhrá from yesterday again, lth. 133. Practice the different parts with someone at home!  
[https://content.folensonline.ie/programmes/AbairLiom/4th\\_class/resources/Dialogue/AL\\_4C\\_ACT\\_DI\\_A\\_CH16\\_001/index.html](https://content.folensonline.ie/programmes/AbairLiom/4th_class/resources/Dialogue/AL_4C_ACT_DI_A_CH16_001/index.html)

### 2. Féach ar lth. 134 – G – Na céimeanna comparáide

In English, we often compare things. The cat is smaller than the dog. Peter is young but Mary is younger. It is the same as Gaeilge.

In this section, we look at comparisons we often use:

te, níos teo – hot, hotter

fuair, níos fuair – cold, colder

beag, níos lú – small, smaller

mór, níos mó – big, bigger

sean, níos sine – old, older

óg, níos óige – young, younger

**Complete the sentences below in your copy, using the pictures to help you.**

**G. Gramadach: Na céimeanna comparáide.**

te	níos teo	fuair	níos fuair
beag	níos lú	mór	níos mó
sean	níos sine	óg	níos óige

1. Tá Síofra **óg** ach tá Oisín **níos óige**.
2. Bíonn an fómhar \_\_\_\_\_ ach bíonn an geimhreadh \_\_\_\_\_
3. Tá an t-ollmhargadh \_\_\_\_\_ ach tá an t-ionad siopadóireachta \_\_\_\_\_
4. Tá Mamó \_\_\_\_\_ ach tá Daideo \_\_\_\_\_
5. Tá luch \_\_\_\_\_ ná eilifint.
6. Éiríonn an aimsir \_\_\_\_\_ i rith an tsamhraidh.

3. **Litriú agus Frasaí:** Two frásaí today and revise ‘an aimsir’ litriú on your sheet.

- Cén séasúr is fearr leatsa?
- Is fearr liom an samhradh.

See last week’s list!

## Religion:

### Grow in Love: Theme 9 Lesson 1.

- Read page 77 of your Grow in Love.

#### ABOUT WORLD YOUTH DAY PILGRIMAGES

The first World Youth Day (WYD) was held in Rome, Italy in 1986. Since then, every Palm Sunday has been declared a WYD. Every second or third year this is a big international event that takes place in a particular city somewhere in the world, at which the Pope delivers a special message to the millions of young pilgrims. On these occasions the young people carry the World Youth Day Cross in procession as a symbol of the love of Christ for all people. In the years when there is no international event, the celebrations take place in the local dioceses of the different countries.

#### ACTIVITY

- Imagine you are invited to write a letter to the Pope suggesting ideas for a World Children’s Day of Faith. You may wish to find a partner to discuss and share ideas before you begin your letter. Here are some questions to get you started:
  - Why do you think it is important to have a World Children’s Day of Faith?
  - What passage from Sacred Scripture might you choose as a theme for this special event?
  - What activities do you suggest should be included that would appeal to children?
  - Where and how often might this pilgrimage take place?
- Write the letter in your Religious Education journal.

- Write the letter to the Pope in your copy and use the questions to help you (answer them within your letter).

## History: History Board Game – Chapter 13

*If you don't have our History book Window on the World 4, it can be accessed online:*  
<https://www.edcolearning.ie/Book/Page?bookId=book332&chapterId=chapter15&pageId=page89>

- Lots of people enjoy playing board games like trivial pursuit, monopoly, scrabble, chess and so many more. Now, you are going to design your own History board game.
- **Revision:** Remember all the topics we've covered in History this year? A couple that stood out for me were 'Homes from the Past' and the wonderful projects you completed and 'China/ Ancient China', we didn't realise at the time how much China would be in the news this year.

**Look back through your History book to help you remember/ recap on the different topics we've covered.**

- **Choose a topic:** Decide what topic you are going to choose e.g. The Romans, The Celts and think about what type of board game you'd like to create. (use a mindmap if it helps). Will it be a question and answer game? Will there be dice/ counters used? What's your favourite board game? Maybe you can model it on that!
- **Research your topic:** Gather all the information you will need in order to create your quiz on the topic you have chosen.

## Thursday

### English:

**D.E.A.R Time:** 10 minutes

**My Read at Home:** Page 111 – Read and answer questions in copy

**Spelling Workbook:** Unit 15. Learn 4 spellings Today's spellings: August, November, adopt, except.

- Do L.S.C.W.C 4 times or a spelling triangle for each word.
- **Complete no. 2** – Make as many words as you can from the letters in the word, **atmosphere** and **no. 7** – Word hunt.

**Let's Go:Welcome to Tír na nÓg:** Re-Read Story

**Let's Go:** page 230 – **D. Quest and Query**, 1-5 and page 231 – **F. Sounds abound**

### Maths:

**Mental Maths:** Thursday Week 31

**Tables Book:**Thursday Week 29


**Tables:**Practice your 7's.

**Planet Maths:** **Topic 28 3D Shapes**

**Warm up exercise:**

[http://www.learnalberta.ca/content/me3us/flash/lessonLauncher.html?lesson=lessons/14/m3\\_14\\_00\\_x.swf](http://www.learnalberta.ca/content/me3us/flash/lessonLauncher.html?lesson=lessons/14/m3_14_00_x.swf)

**Look at the slice in each picture below:**



Are the slices all the same size?

*In some pictures, the slices are the same size(prism) and in others, they're getting smaller each time (pyramid).*

**Planet Maths - P.169:** Complete A (Think of the 2D shapes you know to help you)

**A** Match the names with the prisms.

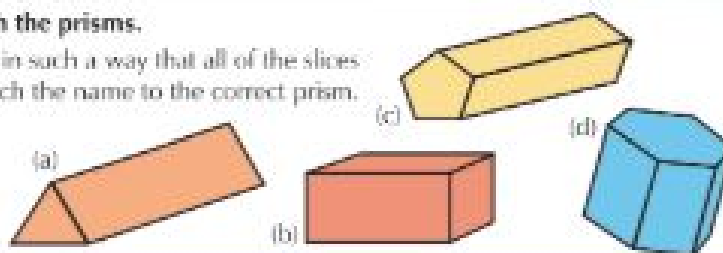
A prism may be sliced in such a way that all of the slices are the same size. Match the name to the correct prism.

Pentagonal prism

Triangular prism

Cuboid

Hexagonal prism





## P.169: Complete B

### B Match the names with the pyramids.

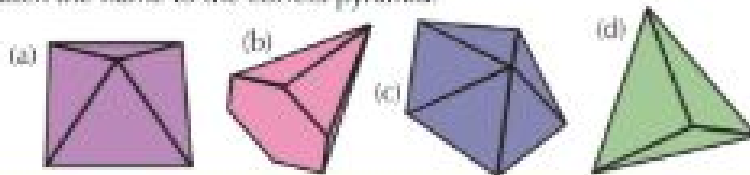
When a pyramid is cut into slices, the slices are not the same size. The shape of the base names the pyramid. Match the name to the correct pyramid.

Triangular pyramid

Square pyramid

Pentagonal pyramid

Hexagonal pyramid



## P.169: Complete C

### C Answer the questions.

1. Where might you see a prism in the world around you?
2. Where might you see a pyramid?
3. A glass prism can be used to split white light into the colours of the rainbow. Name the colours of the rainbow.



Check out the video (under this week's worksheets) on how to draw a rectangular pyramid on a rectangular prism. Can you think what that shape might look like? Give it a go yourself.

## Gaeilge: An Aimsir – An aimsir ar fud an domhain

1. **Imir an cluiche:** Play our game 'Chuaigh mé go dtí an siopa agus cheannaigh mé ....' with someone at home. It's the same as the English game, I went to the shop and bought.

**Mar shampla (for example):**

Duine 1: Chuaigh mé go dtí an siopa agus cheannaigh mé bainne.

Duine 2: Chuaigh mé go dtí an siopa agus cheannaigh mé bainne agus úll.

Duine 1: Chuaigh mé go dtí an siopa agus cheannaigh mé bainne, úll agus im.

Agus mar sin de (and so on).

2. **Abair Liom: Féach ar lth. 135 – H.Freagair na ceisteanna** (answer the questions)  
**An ndeachaigh tú? = Did you go? Chuaigh mé = I went**

**H. Ceisteanna agus freagraí.**

An ndeachaigh ...? Chuaigh ... Ní dheachaigh ...

An ndeachaigh tú ar saoire go dtí an Fhrainc?  
Ní dheachaigh. Chuaigh mé go dtí an Spáinn.

1. An ndeachaigh tú ar saoire anuraidh?
2. An ndeachaigh tú go dtí an phictiúrlann Dé Sathairn?
3. An ndeachaigh tú ar scoil inné?
4. An ndeachaigh tú a chodladh go luath aréir?
5. An ndeachaigh tú go dtí cluiche Dé Domhnaigh?

Anuraidh = last year  
Aréir = last night



3. **Cén sort lae atá ann?** – Fill in the missing word below and draw a picture to match the description (first one is done for you).

breá	gaofar	gránna	fliuch	fuair
------	--------	--------	--------	-------

Tá sé scamallach agus tá sé ag cur báistí. Tá an ghaoth ag séideadh. Lá <b>gránna</b> atá ann.	
Tá hata agus scairf orm. Tá fear sneachta sa ghairdín. Lá _____ atá ann.	
Tá an ghrian ag taitneamh. Táim ag an trá. Lá _____ atá ann.	
Tá an ghaoth ag séideadh. Tá duilleoga ag titim ar an talamh. Lá _____ atá ann.	
Tá tintreach agus toirneach ann. Tá tine ar siúl sa teach. Lá _____ atá ann.	

4. **Litriú agus Frasaí:** Two frásaí today and revise 'an aimsir' litriú on your sheet.

- Bhí brat bán sneachta ar an talamh.
- Bhí mé fliuch go craiceann.

See last week's list!

## Religion:

### Grow in Love: Theme 9 Lesson 1.

- Read page 78 of your Grow in Love.
- Talk to someone in your family about this page.
- If you want to learn more about Lourdes' pilgrimages, click here:

<https://www.lourdes-france.org/en/new-pilgrims-way/>

**DID YOU KNOW?**

Thousands of young people from Ireland travel to other parts of the world to attend World Youth Days. They usually travel with groups from their dioceses.

**TIME TOGETHER**

**Chat Together**  
Have you ever gone on a pilgrimage or do you know anyone who has? Do you think going on a pilgrimage is a good thing to do? Why or why not? Take time together to look at the prayer of praise your child composed in their Religious Education journal.

**Invitation to Pray**  
Pray these words from the *Magnificat*, the hymn of thanksgiving sung by Our Lady on the occasion of her visit to her cousin Elizabeth.

*The Magnificat*  
My soul proclaims the greatness of the Lord,  
my spirit rejoices in God my Saviour;  
For he has looked with favour on his lowly servant,  
and from this day all generations will call me blessed.  
The Almighty has done great things for me:  
holy is his name.

**Be Grateful**  
Be grateful for all those pilgrims who pray for others when they go on pilgrimage.

**THIS WEEK**

The children have been learning more about pilgrimages at home and abroad. As well as recalling why people go on pilgrimage to Marian shrines such as Knock and Lourdes, they have heard the story of St Patrick spending the forty days of Lent on Croagh Patrick. This is recalled each year in the Reek Pilgrimage that is held on Croagh Patrick. The children have also learned about the World Youth Day (WYD) pilgrimage event that was started by St John Paul II.

Invite your child to tell you what they have learned about pilgrimages this week.



## Art: 3D Paper Flower Bouquets



- You will need: Coloured card, straws, sticky tape, tissue paper, glue and scissors and vase template (under this week's worksheets)

**Instructions:** (or can watch this video:

<https://www.hellowonderful.co/post/HOW-TO-MAKE-3D-PAPER-FLOWER-BOUQUETS-WITH-VIDEO/> )

**Step 1.** For the vase, print template and design/ colour as you wish. Fold in the flaps along the scored lines and also along the centre black lines. Use glue to tape to a piece of coloured card (stapler may work also).

**Step 2.** For the flowers. Cut out heart like petal shapes (see picture at top). For each flower, use 5 hearts. Fold hearts in half. Then line them up side by side in a circular shape and tape the back (or use glue). Scrunch up a small piece of tissue paper and glue to centre of flower. Tape flower to a straw (could use lollipop sticks). You will need to snip the straws at bottom as they will be too long for the vase.

**Step 3.** Cut simple green leaves. Use tape or glue to stick to the straw flowers.

**Step 4.** Repeat for as many flowers as you'd like in your vase. Use sticky tape to secure to cardstock so they don't fall around or move.

I'd love to see the end results!

## **Friday**

**English:**

**D.E.A.R Time:** 10 minutes

**My Read at Home:** Page 112 – Read and answer questions in copy

**Let's Go:Welcome to Tír na nÓg –Re-Read Story**

**Grammar: Quotation Marks:** Quotation marks are used to show when someone is speaking. The words in quotation marks are the actual words said.

Examples of quotation marks:

'It's a beautiful day,' said the teacher.

'Can I have an apple?' asked Bernard.

**Let's Go:**Watch your Ps and Qs pg. 231 Section G – Rewrite the sentences in your copy, inserting the quotation marks.

**Extra:** Imagine you have a meeting with An Taoiseach, Leo Varadkar. Write a conversation between you and the Taoiseach discussing anything you would like (you may have lots of questions about what's happening at the moment). Make sure you insert quotation marks wherever needed.

## Maths:

**Mental Maths:** Friday Week 31

**Tables:** Practice your 7's. Play our tables dice game with a member of your family.

**Planet Maths:** **Topic 28 - 3D Shapes**

**Warm up exercise:** <https://www.topmarks.co.uk/Flash.aspx?a=activity20>

**Planet Maths:** page 171, B - Complete this table in your copy. (Use 3D shapes to help you fill it in)

	Faces	Vertices	Edges
Cube			
Cuboid			
Triangular prism			
Pentagonal prism			
Hexagonal prism			
Triangular pyramid			
Square pyramid			
Pentagonal pyramid			
Cone			

## Page 171, D – True or False

**D** **SOY IT!** True or false?

1. A cube has the same number of faces as a cuboid.
2. The D in 3D stands for diagonal.
3. A cylinder will roll.
4. A cylinder will stack. (Think of tin cans.)
5. It is possible to build a bigger cube using exactly nine smaller cubes.
6. A prism always has five faces.
7. The roof of a house is often in the shape of a triangular prism.
8. The pyramids of Egypt are square pyramids.
9. All the faces of a cuboid always have a square shape.
10. Some of the faces of a pyramid are triangles.



**Complete the 4-cube challenge** – Use the grid to draw four more cubes of different sizes. (handout under this week's worksheets on class web page.)

## Gaeilge: An Aimsir – An aimsir ar fud an domhain

### Abair Liom:

- Listen to the song: 'Ní maith liom an Ghrian' & sing along following the words.

[https://content.folensonline.ie/programmes/AbairLiom/4th\\_class/resources/Song/AL\\_4C\\_ACT\\_SON\\_CH15\\_07/index.html](https://content.folensonline.ie/programmes/AbairLiom/4th_class/resources/Song/AL_4C_ACT_SON_CH15_07/index.html)

- **Féach ar lth. 136 – J – Déan cur síos ar na séasúir** (describe the seasons) – Write three sentences about each season. Use the litriú and frásaí you have learned over the last few weeks.

**Mar shampla:** An samhradh – Bíonn an ghrian ag taitneamh go minic. Bíonn sé te agus tirim agus fásann na barra (crops). Uaireanta (sometimes), titeann báisteach.

**J. Déan cur síos ar na séasúir.**

An t-earrach	
	
	
	
	

### History: History Board Game – Chapter 13

If you don't have our history book *Window on the World 4*, it can be accessed online:

<https://www.edcolearning.ie/Book/Page?bookId=book332&chapterId=chapter15&pageId=page89>

- **Design:** Design your board game. Follow the steps on page 90 to help you. Think about what you like most about your favourite board game and remember that when completing your design.
- **Make:** Make your board game and play it with someone at home. What's the verdict?

I would love to see your creations. Send pictures to my email address.



## Science: Sound – Chapter 12 - Loud and Clear

Window on the World 4 – Science [available online:

<https://www.edcolearning.ie/Book/Page?bookId=book378&chapterId=chapter13&pageId=page59> ]

**Copy and paste the above link! (If having issues accessing link, follow steps under passwords on last page)**

- **What is sound?**

A sound is made by something vibrating, that is moving forwards and backwards very fast. When you talk your vocal chords make the air beside them vibrate. These vibrations then travel to the ear of the person listening; the listener's eardrums feel the vibrations and send the 'message' to the brain.

Some sounds are low, and some sounds are high. The faster something vibrates the higher the pitch of the sound.

**Read more here:**

<http://www.askaboutireland.ie/learning-zone/primary-students/3rd-+-4th-class/science/science-full-story/energy-makes-everything-h/sound/index.xml>


- **Look:** at page 61 of our science book. How will I help the man to hear? Read the different responses on the page and then consider it yourself. How are you going to help a man that has difficulty hearing to hear what you are saying?  
Finish the following sentence in your copy: **I think the best way to help the man is to....**
- **Investigate:** You will need an A4 sheet of paper and sticky tape.  
**Complete steps 1 & 2:**

**1** Get a sheet of A4 paper and twist it into a cone shape, as in the diagram. Make the cone as wide as possible at one end and just wide enough for your mouth at the other end. Use sticky tape to hold it in shape. Into which side of the megaphone should you speak, in order to use it? Discuss this with your group.

**2** What do you think will happen if you speak into the megaphone? How would you test the megaphone to see if it works?

paper

■ Sticky tape

An illustration of a young boy with short brown hair, wearing a purple long-sleeved shirt. He is holding a white, cone-shaped megaphone to his mouth with his right hand and looking towards the right. The megaphone is made of twisted paper, as indicated by the text and the 'paper' label. A small legend shows a blue square for 'Sticky tape'. The background is a light green and yellow gradient.

- o Now design a test for inside your home and then design one for outside, in your garden or elsewhere outdoors.
  - o Perform your test of the megaphone inside and outside.
  - o Will the megaphone help the man to hear?
- **Record:** Draw diagrams of your investigation in your copy and label them clearly. Record your results underneath your labelled diagrams and write a conclusion on whether or not the megaphone will help the man to hear.

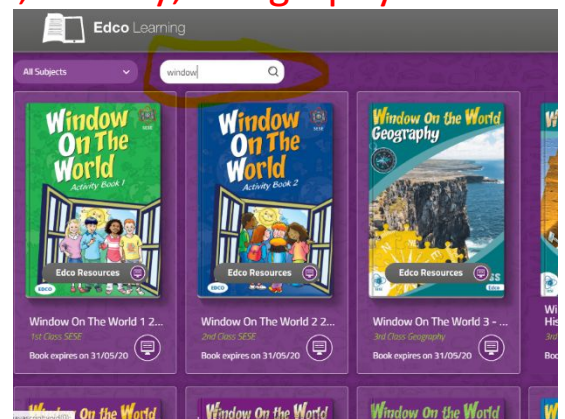


## Websites and Passwords:

English		Access:
Let's Go	<a href="https://www.cjfallon.ie/">https://www.cjfallon.ie/</a>	Click Student Resources
My Read at Home 4	<a href="https://www.cjfallon.ie/">https://www.cjfallon.ie/</a>	Click Student Resources
My Spelling Workbook	Workbook	
Handwriting	Workbook	
Maths		
Planet Maths	<a href="https://www.folensonline.ie/">https://www.folensonline.ie/</a>	Register with own details and use roll no. Prim20
Tables Champion	Workbook	
New Wave Mental Maths	Workbook	
Gaeilge		
Abair Liom	<a href="https://www.folensonline.ie/">https://www.folensonline.ie/</a>	Register with own details and use roll no. Prim20
Religion		
Grow in Love	<a href="https://www.growinlove.ie/en/">https://www.growinlove.ie/en/</a>	Email: <a href="mailto:trial@growinlove.ie">trial@growinlove.ie</a> Password: growinlove
History, Geography & Science		
Window on the World 4 History/ Geography/Science	<a href="https://www.edcolearning.ie/">https://www.edcolearning.ie/</a>	Username: primaryedcobooks Password: edco2020

If you're having issues accessing links for Gaeilge, History, Geography or Science, try the following:

**Geography and Science** - Sign into edco learning (Username: primaryedcobooks, Password: edco2020). In the search box, type window (as below) and on the second row of books that appears, you will see the 4th class history, geography and science books.



**Irish** - Sign into Folens. Move mouse over Abair Liom F and click resources. On the next screen, drop down the lesson button and select the lesson we are on e.g. Na Séasúir and all the activities relating to that chapter, that we will have referred to in work list, will be on the next screen.

