

Try to do a P.E. activity every day:

- Spell out your full name and complete the activity for each letter:



- Try out some of these Kidz Bop dance along videos:
https://youtu.be/sHd2s_saYsQ
- Continue to focus on your football/camogie/basketball/soccer skills.

Monday

English:

World Oceans Day: Today is World Oceans Day. This day is recognised around the world and is for celebrating the role of the oceans in our everyday life and inspiring action to protect the ocean and sustainably use marine resources. Read the newspaper article detailing 16 reasons why we should love the ocean.

My Read at Home: Toy Box (see documents for this week) – Read and answer questions in your copy.

Spelling Workbook: Unit 17. Learn 4 spellings. Today's spellings: astonish, nourish, foolish, childish.

- **Nourish** means to provide people or living things with food or substances in order to make them grow and keep them healthy e.g. Children need plenty of fruit and vegetables to nourish them.
- Do L.S.C.W.C for each word or use the triangle method for each word.
- Complete Q.6 and Q.7 - Unit 17.

Word List - Dictionary work and sentences: Look up the meaning of the word and then put it into a sentence.

gaudy	stowed
flexible	rummaged

Get your siblings or parents to play the dice game (see previous weeks handouts).

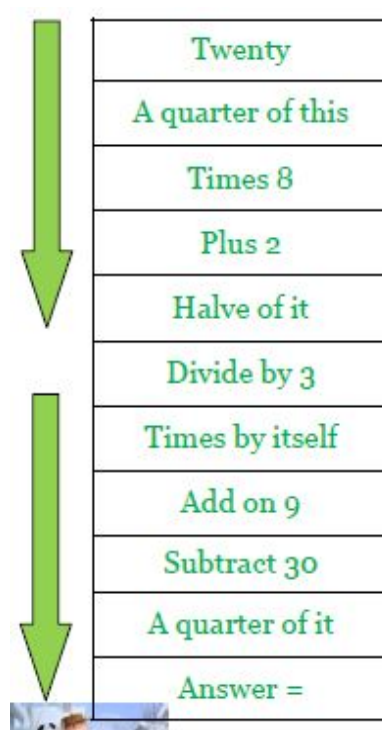
Story: **The Greatest Day of Your Life (Not)** - Read the entire story

Maths:

Mental Maths: Monday Week 35

Tables: Practice your 3's, 6's and 9's. Play the dice game with a sibling/parent.

Mental Maths: Can you work out the answer?



Revision: Place Value**Tip:** Draw a notation board to help you whenever you need to.

Th	H	T	U

Warm up: Round numbers to the nearest hundred (1) or thousand (2).

1. Round each number to the nearest hundred.

(a) 493 _____ (b) 128 _____ (c) 863 _____ (d) 76 _____ (e) 139 _____
 (f) 662 _____ (g) 8,305 _____ (h) 4,444 _____ (i) 6,789 _____ (j) 1,650 _____

2. Round each number to the nearest thousand.

(a) 6,100 _____ (b) 2,300 _____ (c) 8,700 _____ (d) 4,800 _____ (e) 3,890 _____
 (f) 1,120 _____ (g) 4,618 _____ (h) 3,789 _____ (i) 2,159 _____ (j) 9,087 _____

Complete Questions 1 - 3:

1. Draw a ring around the greatest number in each set.

(a) 156, 651, 561 (b) 808, 880, 888 (c) 138, 831, 381
 (d) 2,574, 2,698, 2,377 (e) 7,933, 7,415, 7,888 (f) 9,615, 9,621, 9,613

2. Tick the smallest number in each set.

(a)	(b)	(c)	(d)	(e)	(f)
<input type="checkbox"/> 513	<input type="checkbox"/> 1,594	<input type="checkbox"/> 2,387	<input type="checkbox"/> 5,115	<input type="checkbox"/> 6,006	<input type="checkbox"/> 8,003
<input type="checkbox"/> 531	<input type="checkbox"/> 1,965	<input type="checkbox"/> 2,873	<input type="checkbox"/> 5,511	<input type="checkbox"/> 6,600	<input type="checkbox"/> 8,300
<input type="checkbox"/> 351	<input type="checkbox"/> 1,685	<input type="checkbox"/> 2,738	<input type="checkbox"/> 5,151	<input type="checkbox"/> 6,666	<input type="checkbox"/> 8,303
<input type="checkbox"/> 315	<input type="checkbox"/> 1,758	<input type="checkbox"/> 2,299	<input type="checkbox"/> 5,551	<input type="checkbox"/> 6,606	<input type="checkbox"/> 8,030

3. Write these sets of numbers in order. Start with the smallest number.

(a)	(b)	(c)	(d)
459, 203, 888	951, 159, 591	9,800, 9,100, 9,700	4,519, 4,563, 4,528
_____	_____	_____	_____
(e)	(f)	(g)	(h)
2,600, 4,900, 3,600	9,800, 3,400, 8,500	6,750, 6,790, 6,730	7,512, 7,508, 7,580
_____	_____	_____	_____

Abair Liom: Póstaer 19: Féach ar lth 156 & 157. (Read the words out loud).

1. **Listen to the story** connected to this póstaer being read aloud (online), following the words.

https://content.folensonline.ie/programmes/AbairLiom/4th_class/resources/Poster/AL_4C_ACT_POS_CH19_009/index.html



2. **Foclóir:** click on Foclóir on the above link (see picture). Listen to the new words, say them after the speaker and find the correct image around the edge of the picture.
3. **Ceisteanna:** Click on the ceisteanna link as above. Listen to questions Q.1-5 and see if you can answer them out loud. If you like you could also try Q.6-10.
4. **Litriú agus Frasaí:** As usual, learn one frása and two litriú per day. Make sure that you learn the meaning and the spelling of these words.

- **Cá mbeidh tú ag dul ar do laethanta saoire?**
- **scuaine daoine, tralaí** (see new foclóir and frásaí list in this week's resources)

Religion: The 'Grow in Love' book and all interactive content is available on the Grow in Love website: <https://app.growinlove.ie/en/user/lesson-resources/325>.

Grow in Love: Theme 10 Lesson 2.

- Listen to the 'Our Father' : <https://app.growinlove.ie/en/user/lesson-resources/325>
- Read the 'key words' on page 85 of your 'Grow in Love' book.
- Read about the 'Our Father' on page 85.
- Think about how important it is to forgive people and how it makes you feel to forgive someone.

SPHE: Water Safety at Home

1. As it's Summer time now, it's really important to remind ourselves how to be safe in and around water. Water Safety Ireland have created a presentation to remind us all of the important information we need to know about water safety. Read carefully through the presentation (under this week's documents).
2. Now you've read through all the safety information, have a go at some of these interactive activities and see how well you do:
<http://paws.edco.ie/third-and-fourth-classes/>

Tuesday

English:

D.E.A.R Time: 10 minutes

My Read at Home: Monuments (see documents for this week) – Read and answer questions in your copy.

Spelling Workbook: Unit 17. Learn 4 spellings. Today's spellings: breakage, wastage, postage, drainage.

- **Wastage** comes from the word waste and means an amount that is wrongly or unnecessarily used.
- **Drainage** is the system of water or waste liquids flowing away from somewhere into the ground or down pipes.



- Do L.S.C.W.C 4 times or a spelling triangle for each word.
- Complete Q.9 and Q.10 - unit 17.

Word List - Dictionary work and sentences: Look up the meaning of the word and then put it into a sentence

plunged	erratically
dangling	terrified


Story: **The Greatest Day of Your Life (Not)** - Read the entire story

Maths:

Mental Maths: Tuesday Week 35

Tables: Practice your 3's, 6's and 9's.

Mental Maths: Can you work out the answer?

	30
	$\div 6$
	$+ 9$
	Double it
	$\div 7$
	$\times 8$
	Double it
	Double it
	$- 100$
	$\frac{1}{4}$ of this
Answer =	

Revision: **Place Value**

Warm up: <https://ie.ixl.com/math/class-4/place-values>

Activities:

Complete Section C: Remember to use your notation board if needed.

Look at 1 (a), what is the place value of the 6 in 160 (Tens), in 640 (Hundreds) and in 936 (Units)? In which number is 6 the greatest value? (Answer - 640)

C. Greatest numbers

1. In each set of numbers, write the number where 6 has the greatest value.

(a) 160, 640, 936

(b) 4,610, 6,113, 9,006

(c) 6,118, 1,648, 3,268

(d) 6,042, 8,611, 7,136

(e) 1,126, 1,362, 1,618

(f) 7,263, 8,632, 9,286

2. In each set of numbers, write the number where 3 has the greatest value.

(a) 321, 123, 231

(b) 3,214, 4,318, 5,813

(c) 1,530, 1,350, 1,503

(d) 5,632, 3,200, 9,993

(e) 2,613, 2,316, 2,136

(f) 8,381, 4,434, 9,223

Complete Section E:

E. Puzzles

1. Write each number in words.

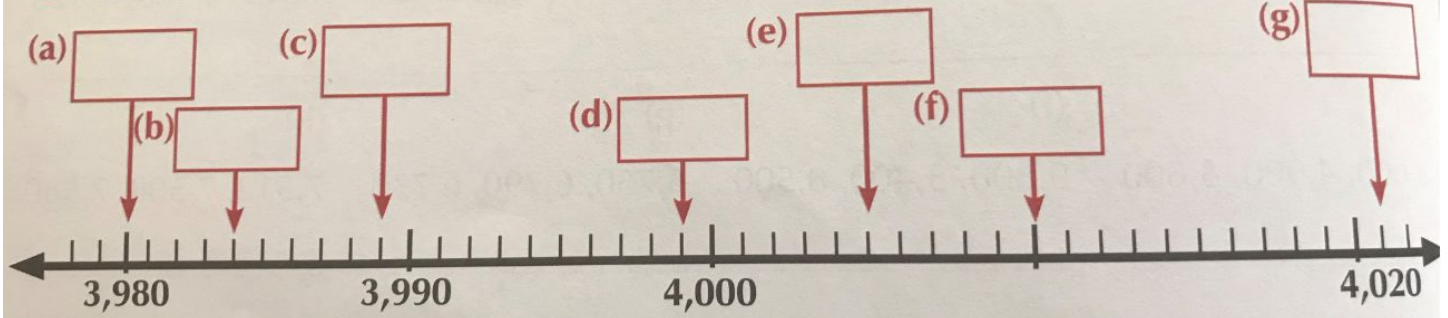
(a) 459 _____

(b) 4,060 _____

(c) 7,000 _____

(d) 3,127 _____

2. To what numbers do the arrows on the number line point?



Gaeilge: Ócáidí Speisialta – Ag an aerfort (Special Occasions – At the airport)

Abair Liom:

1. **Póstaer 19:** Listen to the story connected to this picture again.

https://content.folensonline.ie/programmes/AbairLiom/4th_class/resources/Poster/AL_4C_ACT_POS_CH19_009/index.html

2. **Féach ar lth. 158 - Léigh an ticéad agus an pas.** (read the ticket and passport).



Foclóir:

Pas bordála - boarding pass

Ó - from

Go dtí - to

Sloinne - surname

Céadainm - first name

Náisiúntacht - nationality

Áit breithe - place of birth

Dáta breithe - date of birth

3. **Freagair na ceisteanna.**

1. Cé leis an ticéad agus an pas seo?
Is le _____
2. Cá bhfuil sé ag dul?

3. Cén t-am a bheidh an eitilt?

4. Cén suíochán a bheidh ag Seán?

5. Cad is sloinne do Sheán?

6. Cad é data breithe Sheáin?

4. **Litriú agus Frasaí:** As usual, learn one frása and two litriú per day. Make sure that you learn the meaning and the spelling of these words.

- **Beidh mé ag dul go dtí _____.** (practice saying this aloud to someone at home using different places you'd like to visit e.g. **"Beidh mé ag dul go dtí an Fhrainc."**)


- **pas, buidéal uisce** (See this week's list)

Religion:

Grow in Love: Theme 10 Lesson 2.

- Read 'The Parable of the Unforgiving Servant' on page 86.
- Think about what this parable teaches about forgiveness and discuss with someone at home if possible.
- In your copy, write three examples of people showing forgiveness towards those who have hurt or offended them. Note: These can be examples from the world around you that you have read about or witnessed.
- Listen to the 'Reflective Music' while you write:
<https://app.growinlove.ie/en/user/lesson-resources/325>

Music: Phil Lynott



Phil Lynott was an Irish singer, musician and songwriter who was most famous for being the lead singer of the rock band, Thin Lizzy. He was born in the West Midlands in England but grew up in Dublin with his grandparents. Lynott helped form the band, Thin Lizzy, in Dublin in 1969.

The name came from the character "Tin Lizzie" in the comic *The Dandy*. Lynott was bassist, songwriter and singer in the band for 15 years. The band's most famous song "The Boys Are Back in Town" is still played a lot on classic rock radio stations. Thin Lizzy and Phil Lynott paved the way for Irish Rock 'N' Roll music in the 70's having a true Rock 'N' Roll sound, while still drawing from influences of Irish culture such as traditional Irish music, and Lynott's lyrics, which commonly drew on his working-class experiences in inner-city Dublin. Since Lynott's death in 1986, other former members have carried on using the band name.

In 2005, a life-size bronze statue of Lynott by Dublin sculptor Paul Daly was unveiled on Harry Street, off Grafton Street in Dublin. The ceremony was attended by Lynott's mother Philomena, and former Thin Lizzy band members who performed live at the ceremony.



1. **'The Boys are Back in Town':** <https://youtu.be/hQo1HlcSVtg>

Do you like this song? List three reasons why / why not.

2. **'Dancing in the Moonlight':** <https://youtu.be/6PxibUaQiLM>

List what instruments you can hear in this song.

3. **'Sarah':** <https://youtu.be/ld6PiwKZljs>

Who do you think Sarah is?

Wednesday

English:

D.E.A.R Time: 10 minutes

My Read at Home: Web Forum (see documents for this week) – Read and answer questions in your copy.

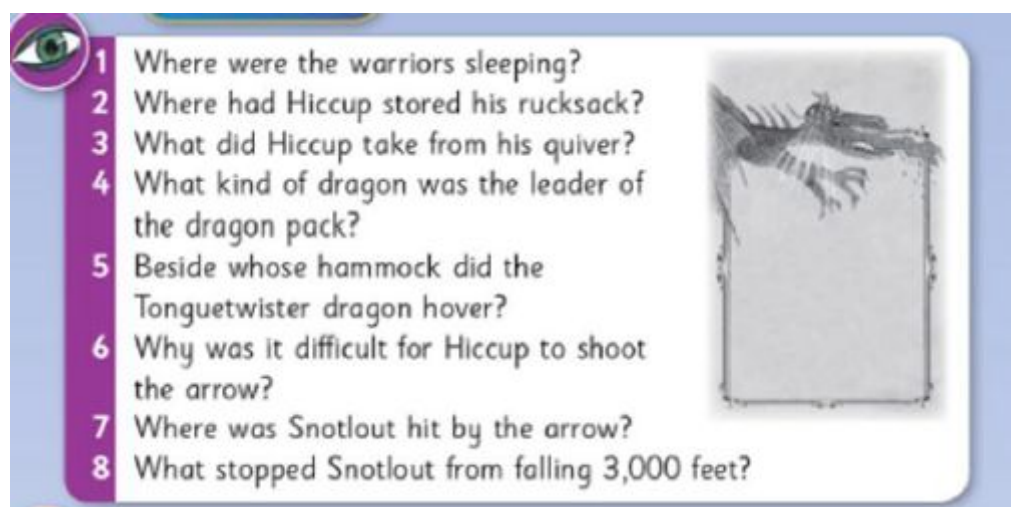
Spelling Workbook: Unit 17. Learn 4 spellings. Today's spellings: hardship, friendship, championship, membership.

- A life of **hardship** would mean a life lived in difficult or unpleasant conditions e.g. The coronavirus has caused emotional and financial hardship for many families.
- Do L.S.C.W.C for each word or use the triangle method for each word.
- Complete across section of crossword in Unit 17.

Get your siblings or parents to play the dice game (see previous weeks handouts).

Story: **The Greatest Day of Your Life (Not)** – Re-Read Story

Story: Answer the below questions in your copy:



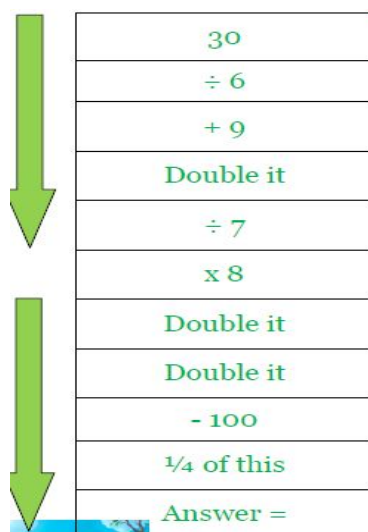
1 Where were the warriors sleeping?
2 Where had Hiccup stored his rucksack?
3 What did Hiccup take from his quiver?
4 What kind of dragon was the leader of the dragon pack?
5 Beside whose hammock did the Tonguetwister dragon hover?
6 Why was it difficult for Hiccup to shoot the arrow?
7 Where was Snotlout hit by the arrow?
8 What stopped Snotlout from falling 3,000 feet?

Maths:

Mental Maths: Wednesday Week 35

Tables: Practice your 3's, 6's and 9's. Play the dice game with a sibling/parent.

Mental Maths: Can you work out the answer?



30
÷ 6
+ 9
Double it
÷ 7
x 8
Double it
Double it
- 100
$\frac{1}{4}$ of this
Answer =

Revision: **Fractions**

Use the fraction wall (under this week's documents) to help you.

Warm up:

https://content.folensonline.ie/programmes/PlanetMaths/PM4/resources/activitya/pm_4c_037/index.html

Activities:

1. Complete ,colour and label fractions worksheet (under this week's documents).
2. Which is greater?
 - a. $\frac{1}{3}$ or $\frac{2}{5}$
 - b. $\frac{1}{2}$ or $\frac{2}{3}$
 - c. $\frac{1}{4}$ or $\frac{1}{8}$
 - d. $\frac{1}{4}$ or $\frac{1}{8}$
 - e. $\frac{2}{4}$ or $\frac{1}{2}$
 - f. $\frac{7}{8}$ or $\frac{3}{4}$
3. Complete Section F:

F. Puzzles


1. Circle the fraction in each set that is closest in value to 1 unit.

Set A	Set B	Set C	Set D	Set E	Set F	Set G
$\frac{5}{8}$	$\frac{9}{10}$	$\frac{1}{3}$	$\frac{7}{12}$	$\frac{1}{5}$	$1\frac{4}{5}$	$1\frac{3}{10}$
$\frac{6}{8}$	$\frac{8}{10}$	$\frac{1}{2}$	$\frac{11}{12}$	$\frac{1}{10}$	$1\frac{3}{5}$	$\frac{3}{10}$
$\frac{7}{8}$	$\frac{7}{10}$	$\frac{1}{4}$	$\frac{9}{12}$	$\frac{2}{5}$	$1\frac{2}{5}$	$\frac{9}{10}$

2. A Christmas tree that was 12m high was too tall for the local hall. The ceiling was only 9m high. By what fraction did the height of the tree need to be reduced so that it would fit? _____

3. Write half of each of the following.

(a) $\frac{1}{2}$ _____	(b) $\frac{1}{4}$ _____	(c) $\frac{1}{6}$ _____
(d) $\frac{1}{3}$ _____	(e) $\frac{1}{5}$ _____	(f) $1\frac{1}{2}$ _____



Gaeilge: Ócáidí Speisialta – Ag an aerfort (Special Occasions – At the airport)

Abair Liom: Féach ar lth 159.

1. **Comhrá** – 19. Read the comhrá. Listen to it online with this link:

https://content.folensonline.ie/programmes/AbairLiom/4th_class/resources/Dialogue/AL_4C_ACT_DIA_CH19_008/index.html

2. **Practice** the different parts of the comhrá with someone in your house e.g. you be freastalaí and your mam, Mamaí.
3. **C. Scríobh an Comhrá** - lth. 159 - Use your foclóir agus frasaí sheet and the comhrá to help you.
4. **Litriú agus Frasaí:** As usual, learn one frása and two litriú per day. Make sure that you learn the meaning and the spelling of these words.
 - **Bhí mé ar saoire i ____** . (practice saying this aloud to someone at home using different places you've been e.g. **" Bhí mé ar saoire i Spáinn"**)
 - **ticéad, garda slándála** (see last weeks list - same topic - caitheamh aimsire)

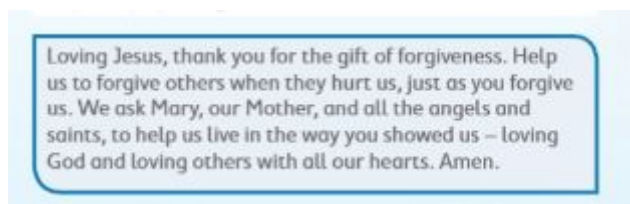
Geography: Intercultural Day Project: Work on your Intercultural Day project based on the country of your choice. Today's areas of research:

1. **Food:** What type of food do they eat? What is their most famous dish? What food do they grow in the country? Is their food popular elsewhere in the world?
2. **Clothing:** What type of clothes do they wear? What types of materials do they use? Why do they wear these types of clothes? Do they have any famous fashion designers? Do people travel there to shop for clothes?

Religion:

Grow in Love: Theme 10 Lesson 2.

1. **Listen** and watch the school children praying with sign language:
<https://app.growinlove.ie/en/user/lesson-resources/325>
2. **Share** your memories, with someone at home, of times you have found it easy to forgive someone and times you have found it difficult to forgive someone.
3. **Read** this prayer:



4. **Think** about how this prayer can help you in your life.

Thursday

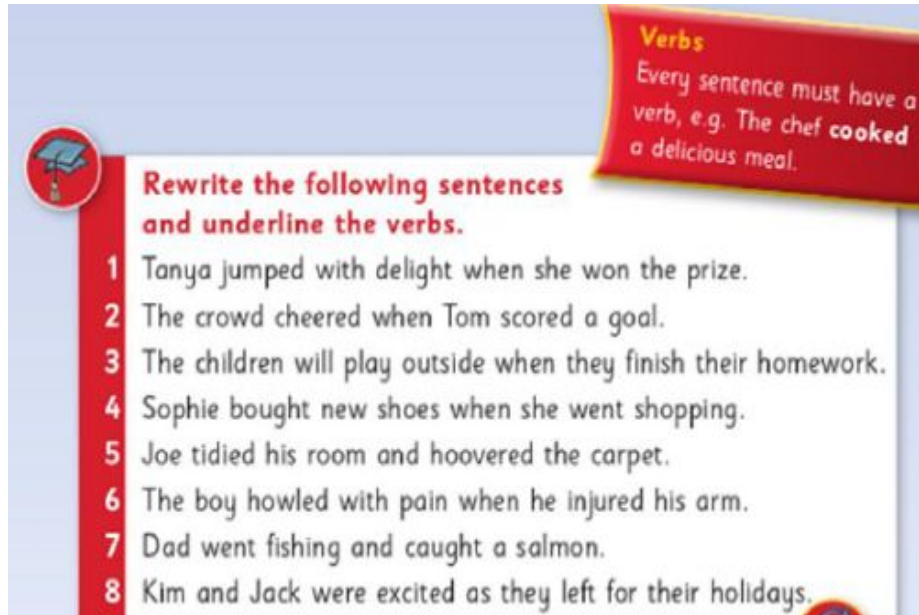
English:

D.E.A.R Time: 10 minutes

My Read at Home: Read their minds (see documents for this week) – Read and answer questions in your copy.

Spelling Workbook: Unit 17. Learn 4 spellings. Today's spellings: ninety, hundred, explore, chore.

- A **chore** is a task or job usually associated with household work e.g. The children were each assigned household chores.
- Do L.S.C.W.C 4 times or a spelling triangle for each word.
- Complete down section of crossword in Unit 17.
- **Verbs** - Rewrite the following sentences and underline the verbs:



The image shows a worksheet for a verbs exercise. At the top right, there is a red banner with the word 'Verbs' in yellow and the text 'Every sentence must have a verb, e.g. The chef **cooked** a delicious meal.' On the left side, there is a red vertical bar with a blue graduation cap icon at the top. To the right of the bar, the text 'Rewrite the following sentences and underline the verbs.' is written in red. Below this, there is a list of eight numbered sentences:

- 1 Tanya jumped with delight when she won the prize.
- 2 The crowd cheered when Tom scored a goal.
- 3 The children will play outside when they finish their homework.
- 4 Sophie bought new shoes when she went shopping.
- 5 Joe tidied his room and hoovered the carpet.
- 6 The boy howled with pain when he injured his arm.
- 7 Dad went fishing and caught a salmon.
- 8 Kim and Jack were excited as they left for their holidays.

Remember: An adjective is a describing word.

- **Powerful Adjectives** - Rewrite and improve these sentences by changing the bold *adjective* into a powerful and impressive description. Number 1 is done for you!
 1. Janine was sitting in a **nice** chair.
Janine was sitting in a comfortable and brightly patterned chair.
 2. Mum's new hairstyle was **bad**.
 3. The weather today is **not nice**.
 4. Lorna's new puppy was **cute**.
 5. The story written by Fred was **good**.
 6. Jake made some **silly** jokes at school today.
 7. Barney's new computer was **fun** to play on.
 8. The birds' cage was **dirty**.

Maths:

Mental Maths: Thursday Week 35

Tables: Practice your 3's, 6's and 9's. Play the dice game with a sibling/parent.

Mental Maths: Can you work out the answer?

90
Half of this
Minus 5
$\div 8$
Times itself
$+ 2$
$\div 3$
Times itself
$- 9$
$\div 9$
Answer =


Revision: **Fractions**

Warm up:

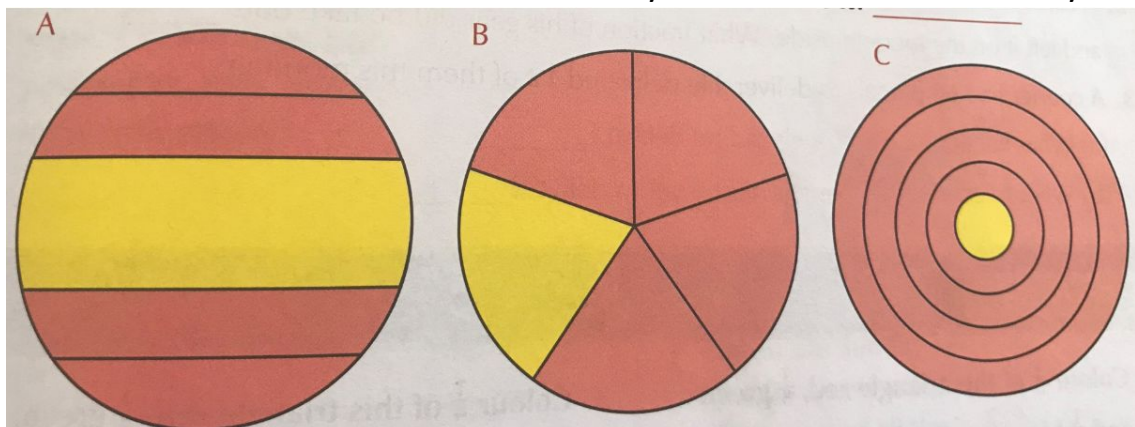
https://content.folensonline.ie/programmes/PlanetMaths/PM4/resources/activitya/pm_4c_090/index.html

Activities:

1. Colour $\frac{1}{4}$ of the dogs, $\frac{1}{5}$ of the foxes and $\frac{1}{8}$ of the cows:



2. $\frac{1}{5}$ of one of the circles below is coloured yellow. Which one is it? Why that one?



3. Calculate:

- $\frac{1}{3}$ of 27 =
- $\frac{1}{9}$ of 72 =
- $\frac{1}{10}$ of 80 =
- $\frac{1}{5}$ of 35 =
- $\frac{1}{12}$ of 24 =
- $\frac{1}{4}$ of 100 =

Remember: $\frac{1}{3}$ of 27 is the same as being asked the following: 27 fans went to a football match. Divide the fans into 3 equal groups.

4. Multiple Choice:

1. $\frac{2}{5}$ of a number is 10. What is the number? <input type="checkbox"/> 25 <input type="checkbox"/> 4 <input type="checkbox"/> 2 <input type="checkbox"/> none of these	2. $\frac{3}{4}$ of a number is 15. What is the number? <input type="checkbox"/> 5 <input type="checkbox"/> 10 <input type="checkbox"/> 15 <input type="checkbox"/> none of these	3. $\frac{3}{8}$ of a number is 24. What is the number? <input type="checkbox"/> 3 <input type="checkbox"/> 9 <input type="checkbox"/> 64 <input type="checkbox"/> none of these
--	---	--

Gaeilge: Ócáidí Speisialta – Ag an aerfort (Special Occasions – At the airport)

Abair Liom: Féach ar lth 159.

- Comhrá – 19.** Read the comhrá again. Listen to it online with this link:
https://content.folensonline.ie/programmes/AbairLiom/4th_class/resources/Dialogue/AL_4C_ACT_DIA_CH19_008/index.html
- Practise** the different parts of the comhrá with someone in your house. If you were an freastalaí yesterday, be Mamaí today!
- D. Scríobh an abairt mar is ceart - lth. 160** - Write the sentences in the correct order. Each sentence should start with a verb. (Tip: Sentence starts with capital letter)
- Litriú agus Frasaí:** As usual, learn one frása and two litriú per day. Make sure that you learn the meaning and the spelling of these words.
 - Bain sult as na laethanta saoire.
 - áit slándála, píolóta

History: World Oceans Day

In honour of World Oceans Day, this week we will look at one of the world's most famous ocean explorers, Captain James Cook.

- Read all about Captain James Cook and his discoveries (under this week's documents).
- Watch this video giving a short history of the voyages he took -
<https://www.youtube.com/watch?v=UqSREQY-7sE>.
- Research further what life was like on the HMS Endeavour. (Here's a link to get you started: <https://www.abc.net.au/btn/classroom/endeavour-tour/10525194>)
- Draw the ship and add illustrations to show what you have learnt (You can use the template under this week's documents if you wish).

Art: World Oceans Day - Oceans in an Egg Box



You will need: an egg carton, blue paints/ colours, small shells or pebbles, coloured card, tissue paper, glue and scissors

1. Paint/ colour the inside of the boxes blue.
2. While the paint is drying, cut out little fish shapes from the different coloured card (or colour white card) and seaweed (the funny hand shape) from brown and green card.
3. Use other junk materials to create different features of your ocean.
4. Assemble your ocean scene with fish at the back, seaweed at the front and other materials placed around the ocean.
5. Use pictures of the ocean to help you create your scene, see examples below.



Friday

English:

My Read at Home: Adam and Eve (see documents for this week) – Read and answer questions in your copy.

Spelling workbook: Complete wordsearch - unit 17.

Handwriting: p.64 - Use a world map to help you!

Creative writing - Write a short story about one of these titles:


1. Time Traveller
2. Message in a Bottle
3. A Wonderful Surprise
4. An Alien Friend
5. Crash! Bang! Wallop!
6. A Real Superhero

Maths:

Mental Maths: Friday Week 35

Tables: Practice your 3's, 6's and 9's. Play fizz/buzz with a sibling/parent.

Mental Maths: Can you work out the answer?



6
$\times 20$
$+ 1$
$\div 11$
$\times 12$
$- 6$
$\div 9$
$- 5$
$\times 30$
$- 81$
Answer =

Revision: Fractions

Warm up:

https://content.folensonline.ie/programmes/PlanetMaths/PM4/resources/activities/pm_4c_093/index.html

Activities:

1. Complete equivalent fractions worksheet (under this week's documents).

Remember: When fractions have different numerators and denominators but have the same value, they are called equivalent fractions. Equivalent fractions can be found by multiplying or dividing both the numerator and the denominator by the same number.

2. Solve these word problems:

- Angie baked 42 buns but $\frac{1}{6}$ of them burned in the oven. How many buns were ok to eat?
- A bus has 55 passenger seats. $\frac{2}{5}$ of the seats had passengers. How many seats were empty?
- Sinéad has walked 3km of her 24km walk. What fraction of the walk has she done?
- John swam one length of a swimming pool which is 50m long. She swam 5m of this underwater. What fraction did she swim underwater?
- A courier has 60 parcels to deliver. He delivered 12 of them this morning. What fraction of the parcels did he deliver? What fractions of the parcels has he yet to deliver?
- Mr. Frosty sells ice-cream cones. On Sunday, he sold 24 ninety-nines. This was $\frac{3}{8}$ of all the cones he sold on Sunday. How many cones did he sell that day?

Gaeilge: Ócáidí Speisialta – Ag an aerfort (Special Occasions – At the airport)

- Listen to the poem: 'Ar Saoire' & say the poem following the words.

Link:

https://content.folensonline.ie/programmes/AbairLiom/4th_class/resources/Poem/AL_4C_ACT_POE_CH19_006/index.html

- Na huimhreacha pearsanta - *Reminder*:** These are the special numbers used to count people in Irish. Read through the powerpoint showing the numbers 1-10 and questions/ answers about how many people are in your family.
- Abair Liom - E. Gramadach - Na huimhreacha pearsanta** - Answer the questions using sentence starters below and your frásaí sheet to help.
 - Tá...
 - Suíonn...
 - Tá...
 - Sa phóstaer, tá...
 - Sa phóstaer, tá...

Geography: Intercultural Day Project: Continue to work on your Intercultural Day project based on the country of your choice. Today's areas of research:

- 1. Interesting Facts/ Major Events:** Research some interesting facts about the country. Have any major events affected the country e.g. climate change, earthquakes, elections, volcanoes etc.
- 2. Famous People:** Do any famous people e.g. sporting stars, actors, politicians, authors etc come from this country? Who are they? What do they do? Are they good representatives of their country?

Science: Another challenge this week - Make a boat that really floats!

In this floating boat challenge, the challenge is to build a boat that can float on water for at least 10 seconds —without leaking, sinking, or tipping over!

You can use the following materials: cling film, tin foil, straws, paper cups and duct tape. You do not have to use all of the materials in constructing your boat. Use the materials wisely, though. You can use a sink or tub of water to test the effectiveness of your boat.

Check out these videos that might help you with your challenge:

What makes something float or sink? <https://youtu.be/nMIXU97E-uQ>

Why do ships float? <https://youtu.be/CvWrkxzCiaY>

Making a boat that floats (you might not need this one!) - <https://youtu.be/jj-vKtmtljw>

Best of luck!

Extra: If you want to find out more about World Oceans Day, check out the website:
<https://worldoceansday.org/>.

Websites and Passwords:

English		Access:
Let's Go	https://www.cjfallon.ie/	Click Student Resources
My Read at Home 4	https://www.cjfallon.ie/	Click Student Resources
My Spelling Workbook	Workbook	
Handwriting	Workbook	
Maths		
Planet Maths	https://www.folensonline.ie/	Register with your own details and use roll no. Prim20
Tables Champion	Workbook	
New Wave Mental Maths	Workbook	
Gaeilge		
Abair Liom	https://www.folensonline.ie/	Register with own details and use roll no. Prim20
Religion		
Grow in Love	https://www.growinlove.ie/en/	Email: trial@growinlove.ie Password: growinlove
History, Geography & Science		
Window on the World 4 History/ Geography/Science	https://www.edcolearning.ie/	Username: primaryedcobook Password: edco2020

If you're having issues accessing links for Gaeilge, History, Geography or Science, try the following:

Geography and Science - Sign into edco learning (Username: primaryedcobook, Password: edco2020). In the search box, type window (as below) and on the second row of books that appears, you will see the 4th class history, geography and science books.



Irish - Sign into Folens. Move mouse over Abair Liom F and click resources. On the next screen, drop down the lesson button and select the lesson we are on e.g. Na Séasúir and all the activities relating to that chapter, that we will have referred to in work list, will be on the next screen.

