

Intercultural Day Project

Intercultural Day was due to be held on June 5th and whilst we're not in school, we are still going to celebrate it. We want you to do the following:

Pick a Country - Do a project on that country. Learn all about the country you have chosen e.g. location, history, famous landmarks, food etc and then put together a presentation on it. It could be on an A4 page with facts and pictures, a powerpoint presentation with slides, a video listing a number of facts....it's up to you!

If you have a brother or sister in the school, you could team up with them and make the project together. If you have a connection to a particular country, why not do your project on it?

The project is due by Friday 12th June. You will see it included in your weekly work below on Wednesday and Friday and we will allocate time for it next week also.

We would like to share the projects on the school webpage but it's no problem if you do not want it to appear there, just let me know.

Also, keep an eye on the school home page this week as Ms. Dowling will be posting further information to celebrate Intercultural Day.

Ms. Dowling will also be asking children with a connection to a certain country to send in photos of themselves dressed in traditional clothes or with the flag of the country or beside traditional food they've cooked. It would be wonderful to see performances of a song/ dance/ poem relating to the country too!

Happy Intercultural Day!

Try to do a P.E. activity every day:

- Complete this high intensity (HIIT) workout:
<https://youtu.be/lc1Ag9m7XQo>
- Get moving with this just dance workout:
https://youtu.be/gCzgc_RelBA
- Continue to focus on your football/camogie/basketball/soccer skills.

Wednesday

English:

Your world, my world: As we think about how we might celebrate Intercultural day, read the stories of four children in different countries around the world and learn about what their daily lives are like. (see documents for this week)

My Read at Home: Glass and Plastic (see documents for this week) – Read and answer questions in your copy.

Spelling Workbook: Unit 17. Learn 4 spellings. Today's spellings: signal, removal, arrival, musical

- Different to the word sign (pronounced 'sine', rhyming with 'fine'), we can hear the 'g' when we say **signal** (two syllables - 'sig' and 'nal').
- Do L.S.C.W.C for each word or use the triangle method for each word.
- Complete Q.1 and Q.2 - unit 17.

Word List - Dictionary work and sentences: Look up the meaning of the word and then put it into a sentence.

enormous	crunching
stooping	extremely

Get your siblings or parents to play the dice game (see previous weeks handouts).

Story: **Lucy Looks into a Wardrobe**- Read whole story

Handwriting: Page 62

Maths:













Mental Maths: Wednesday Week 34

(**Extra:** complete Mon & Tues in your own time.)

Tables: Practice your 2's, 4's and 8's.

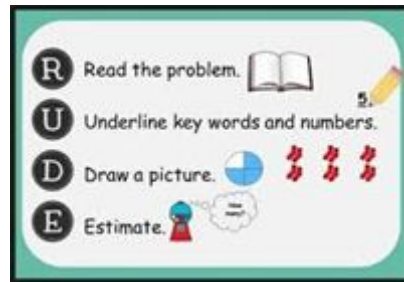
Emoji Maths: Can you work out the answer? (Remember to check the number of emojis in each part of the sum).

www.solveemoji.com - EASY
SOLUTIONS, PUZZLES & LEADERBOARDS ONLINE

	+		+		= 9
	+		+		= 13
	+		+		= 11
	x		+		= ?

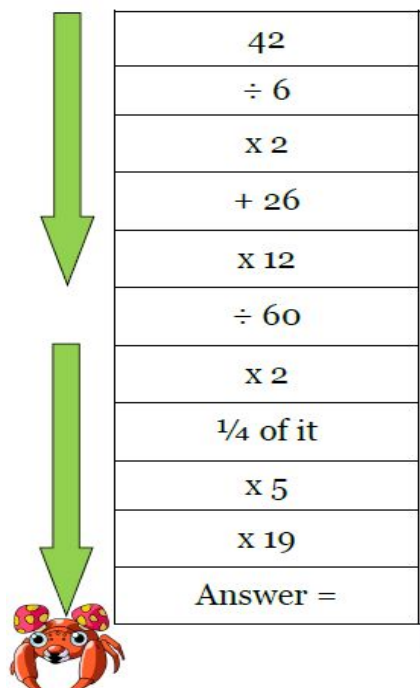
Planet Maths: Problem-solving

Remember to always use our R.U.D.E strategy when problem solving:



Warm up: Operations - Start with the number 42 and work out the answer in each step until you get to the final answer. I've done the first 2 parts for you:

1. $42 \div 6 = 7$
2. $7 \times 2 = 14$
3. $14 + 26 = ?$



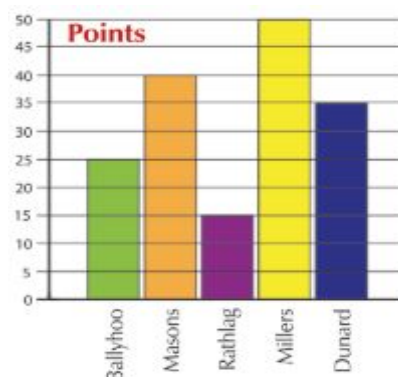
Planet Maths: Read the newsletter on page 182 and then do the following activities:

p.183 A - Answer questions 1-5

p.183 B - Answer questions 1-6

p.183 D - Answer questions 1-8 (reminder below of a bar line graph, for no.8)

What will the scale of your graph be on the vertical line? Will it count in 2's, 5's, 10's, 100's? What makes most sense? In this example, the scale is 1:5, which means it counts in 5's.



Abair Liom: Féach ar lth 151.

1. **Comhrá** – 18. Cú Chulainn - Read the comhrá. Listen to it online with this link:

https://content.folensonline.ie/programmes/AbairLiom/4th_class/resources/Dialogue/AL_4C_ACT_DIA_CH18_001/index.html

Foclóir

Tabhair pás dom - Pass to me

ciceáil - kick

mí-ádh - unlucky

Ba bheag nár scórail - almost scored

seans - chance

cúl - goal

2. **Practice** the different parts of the comhrá with someone in your house e.g. you be Séan, your sister, Liam and your dad, Daidí.

3. **G. Ceisteanna agus Freagraí** - lth. 152, no. 1-5

Remember the tenses?


- An Aimsir Chaite - Past Tense
- An Aimsir Láithreach - Present Tense
- An Aimsir Fháistineach - Future Tense

The question this week is a past tense (An Aimsir Cháite) question: 'An ndearna tú?' which means 'Did you do/make?'

There are only two ways we should answer this question:

1. **Rinne mé** - I did / I made
2. **Ní dhearna mé** - I did not / I did not make

Look at the example:



Complete the questions and answers in section G on page 152. Look at the pictures to see what the answer should be. **Note:** The questions should all start the same. The answers should start with one of your two answer options above.

1. Answer only
2. Answer only

3. Fill in the missing part of the question and write the answer.
4. Fill in the missing part of the question and write the answer.
5. Question only

4. Litriú agus Frasaí: As usual, learn one frása and two litriú per day. Make sure that you learn the meaning and the spelling of these words.

- **Cé acu is fearr leat ____ nó ____ ?** (practice saying this aloud to someone at home using our spelling words in the blank e.g. **“Cé acu is fearr leat peil nó cispheil?”**)
- **ceol, giotár** (see last weeks list - same topic - caitheamh aimsire)

Geography: Intercultural Day Project: Work on your Intercultural Day project based on the country of your choice. Today's areas of research:

- 1. Location :** In what continent is your country of choice located? What other countries are located near your country? What oceans / seas are near your country or bordering it?
- 2. Physical Geography:** Does your country have mountains / rivers / lakes? How high are the mountains? How long are the rivers?

Extra: It would be nice to include a map with your project. You could have a map of the world to show where your country is located. You could also have a map of your country showing the important cities, towns, rivers, mountains and bordering countries.

SPHE:

1. Heartbeat exercise

- Stand up and either jump up and down or do jumping jacks for one minute.
- At the end of the minute, place your hand on your heart and pay attention to how your heartbeat and breathing feels.
- Can you feel your pulse anywhere else?

2. Create a Glitter jar



- Find a jar or plastic bottle and decorate it however you like.
- Fill the container up $\frac{3}{4}$ of the way with water. Next add glue, food colouring and glitter and then shake.
- Seal the lid and you are ready to go!

SHAKE the jar or bottle whenever you feel anxious or upset and remain still while the glitter settles. The jar is like your mind and your thoughts are like glitter. As the glitter settles down into the bottom of the jar, the mind becomes calmer as well.

Thursday

English:

D.E.A.R Time: 10 minutes

My Read at Home: Festival Tickets (see documents for this week) – Read and answer questions in your copy.

Spelling Workbook: Unit 17. Learn 4 spellings. Today's spellings: festival, electrical, personal, abolish

- A **festival** is an organised set of events like musical concerts (Glastonbury) or family activities, street entertainment and drama (Leixlip Festival - missed this year!)



- To **abolish** something means to put an end to it e.g. Some people thought the government should abolish water charges.
- Do L.S.C.W.C 4 times or a spelling triangle for each word.
- Complete Q.4 and Q.5 - unit 17.

Word List - Dictionary work and sentences: Look up the meaning of the word and then put it into a sentence

prickly	inquisitive
glimpse	several

Story: **Lucy Looks into a Wardrobe** - Read the entire story.

Activity: Match each word with its meaning (use dictionary to help).

Match each word with its meaning.

Put three of the words into interesting sentences.

enormous

inquisitive

glimpse

muffler

pleasant

parcels

packages

huge

nosy / curious

a quick look at something

scarf

kind / nice













Maths:

Mental Maths: Thursday Week 34

Tables: Practice your 2's, 4's and 8's.



Emoji Maths: Can you work out the answer? (Remember to check the number of emojis in each part of the sum).


www.solvemoji.com - EASY
SOLUTIONS, PUZZLES & LEADERBOARDS ONLINE

	+		+		= 6
	+		+		= 18
	+		+		= 22
	x		+		= ?

Planet Maths: Problem-solving

Warm up: Operations - Start with the number 39 and work out the answer in each step until you get to the final answer:

	39
	+ 9
	$\frac{1}{4}$ of it
	x 3
	$\div 9$
	Times by itself
	+ 5
	$\div 7$
	x 8
	$\frac{1}{4}$ of it
	Answer =



Planet Maths: P.184 A - Maths Trail - Answer questions 1-10

P. 184 B - Answer questions 1 & 2

1. **Comhrá – 18.** Read the comhrá again. Listen to it online with this link:
https://content.folensonline.ie/programmes/AbairLiom/4th_class/resources/Dialogue/AL_4C_ACT_DIA_CH18_001/index.html

2. **Practise** the different parts of the comhrá with someone in your house. If you were Seán yesterday, be Daidí today!

3. **Cuir na ceisteanna ar duine sa bhaile - Lth. 152 - bottom section - (ask and answer these questions with someone at home).** *Practise the question and answers from yesterday - An ndearna? Rinne/ Ní dhearna*

aréir - last night

Ar maidin - this morning

riamh - before

bronntanas- present

d'aon duine- for anyone

4. **Scríobh na habairtí - lth. 151 - F** - Write the sentences that match the pictures. Use the words in the pink and blue boxes at bottom of page to make your sentences (read over the comhrá to help you).

5. **Litriú agus Frasaí:** *As usual, learn one frása and two litriú per day. Make sure that you learn the meaning and the spelling of these words.*

- Is fearr liom _____ ná _____ .
- feadóg stáin, drumáí

History: Intercultural Day

In honour of Intercultural day this week, we will look at one of the world's most famous cultural festivals, Diwali.

1. Read about the history of this famous Indian festival. (under this week's documents)
2. Watch this video about 'The Festival of Lights' - <https://youtu.be/HrrW3rO51ak>
3. Make a poster about Diwali with the information you've learned from the video and the Powerpoint. (See template under this week's documents.)

Art: Intercultural Day

Romero Britto is a Brazilian Neo-Pop Artist that lives in Miami. Check out his artwork below!



Create a Romero Britto inspired self-portrait. Look at how he uses colours, lines and patterns to really make his portraits pop!

Watch this video to learn more about him and for help with your self-portrait:

<https://youtu.be/YP-Ua9qh5Is>



Friday

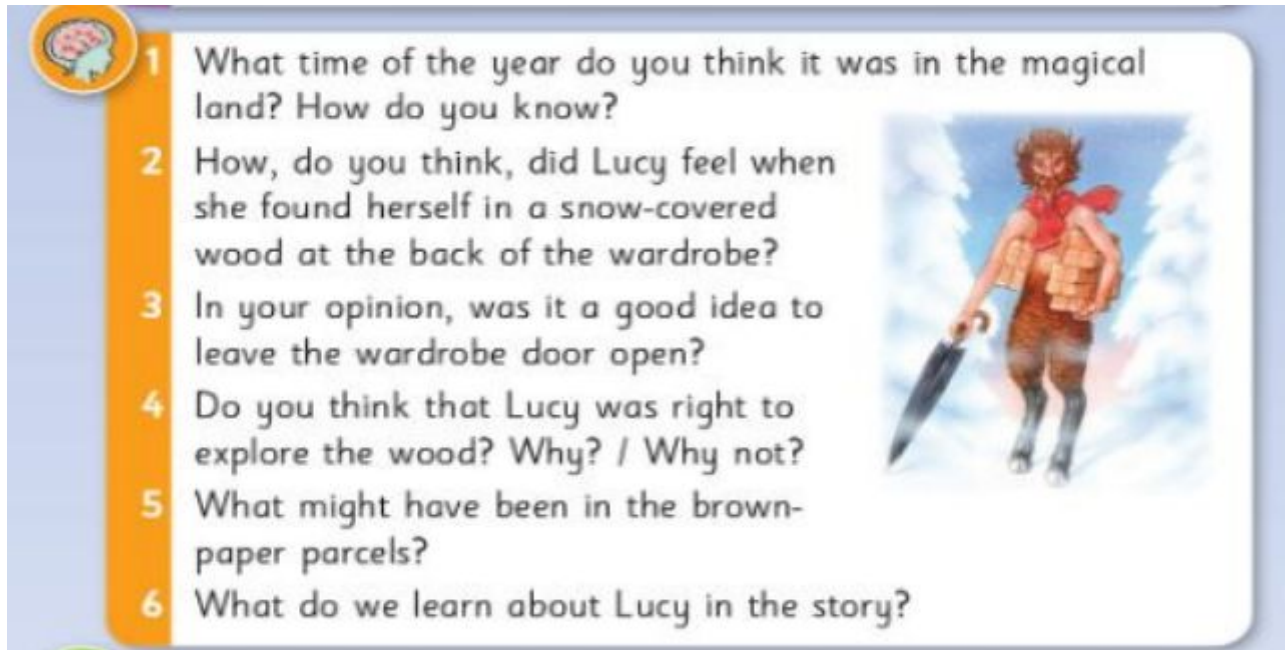
English:

My Read at Home: Tsunamis (see documents) – Read and answer the questions.


Handwriting: p.63

Story: **Lucy Looks into a Wardrobe** – Re-Read Story

Story: Answer the below questions in your copy:



- 1 What time of the year do you think it was in the magical land? How do you know?
- 2 How, do you think, did Lucy feel when she found herself in a snow-covered wood at the back of the wardrobe?
- 3 In your opinion, was it a good idea to leave the wardrobe door open?
- 4 Do you think that Lucy was right to explore the wood? Why? / Why not?
- 5 What might have been in the brown-paper parcels?
- 6 What do we learn about Lucy in the story?



Friday Fun: REBUS Challenges - A REBUS is a picture representation of a name, work, or phrase. For example, the answer to this one is.....Head over heels.

HEAD
HEELS

Give them a go and see how many you can get! (under this week's documents)





Maths:




Mental Maths: Friday Week 34

Tables: Practice your 2's, 4's and 8's. Play the dice game with a sibling/parent.

Emoji Maths: Hint: Start with the sums with the number 8.

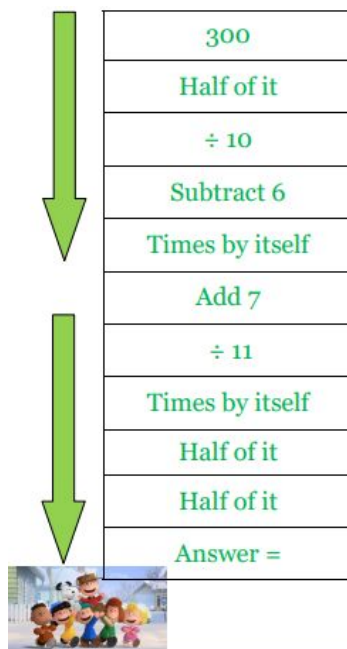
www.solveemoji.com - EASY
SOLUTIONS, PUZZLES & LEADERBOARDS ONLINE

	+		=	10
+		+		
	+		=	10
=		=		
3		17		

 +  +  = ?

Planet Maths: Problem-solving

Warm up exercise: Operations - Start with the number 300 and work out the answer in each step until you get to the final answer:



Planet Maths: P.185 A - Maths Trail - Answer questions 1-10

P. 185 B - Answer questions 1-3

Gaeilge: Caitheamh aimsire - Cú Chulainn

- Coláiste Lurgan is a summer school (Gaeltacht) in Galway where teenagers go to improve their Irish. The college is famous for doing cover versions of popular pop songs.

Listen to the song (it will be familiar to lots of you): <https://youtu.be/txD9fwYXzGk>

- H. Gramadach, lth. 153, 1-6,** An forainm réamhfhoclach ‘do’ (pronouns) - Write the sentences in your copy filling in the missing word (dom, duit, dó, di)

Look at the example below:

do	dom (mé)	duit (tú)	dó (sé)	di (sí)
Thug Seán pas do Shiofra.	Thug Seán pas dom.	Thug Seán pas duit.	Thug Seán pas dó.	Thug Seán pas di.

Think of when we commonly use ‘do’ in the classroom:

Cad is ainm duit?

Ms. McCormack is ainm dom.

Tabhair dom an leabhar sin.

Thug Patrick peann do Danielle / Thug Patrick peann di.

Inis dom faoin bpictiúr.

3. I. Na litreacha 'ái'. Cén focal é?, lth. 153

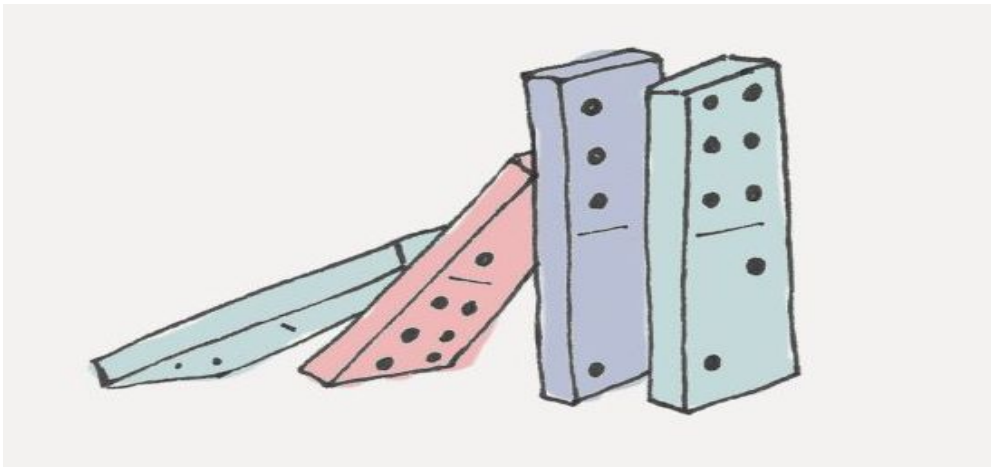
Fill in the missing letters to make the word to match the picture.

Geography: Intercultural Day Project: Continue to work on your Intercultural Day project based on the country of your choice. Today's areas of research:

1. **History:** research some interesting facts about the history of your country. What is the history behind the flag of your country? Why are the different colours used?
2. **Famous Landmarks:** What are the famous landmarks in your country that are popular with tourists? Why are these places of interest famous? Include some pictures / diagrams of these landmarks.

Science: A challenge this week - Make a chain reaction!

What is a chain reaction? It is a series of events in which each event causes the next one. Think of the domino effect. If you line up lots of dominoes and then push one over, it in turn knocks down the next one and so on.



To make your chain reaction, you can use whatever materials you want e.g. cars, marbles, blocks, dominoes, lollipop sticks, lego, toy train tracks.

You will find other examples of chain reactions here:

<https://youtu.be/3m-l8jZBbOY>

<https://youtu.be/h0G3Rnt7HR4>

It might take quite a few tries to get your chain reaction to work. Be patient and have fun! I would love to see the end results so take a video if possible and send it to me :)

Websites and Passwords:

English		Access:
Let's Go	https://www.cjfallon.ie/	Click Student Resources
My Read at Home 4	https://www.cjfallon.ie/	Click Student Resources
My Spelling Workbook	Workbook	
Handwriting	Workbook	
Maths		
Planet Maths	https://www.folensonline.ie/	Register with your own details and use roll no. Prim20
Tables Champion	Workbook	
New Wave Mental Maths	Workbook	
Gaeilge		
Abair Liom	https://www.folensonline.ie/	Register with own details and use roll no. Prim20
Religion		
Grow in Love	https://www.growinlove.ie/en/	Email: trial@growinlove.ie Password: growinlove
History, Geography & Science		
Window on the World 4 History/ Geography/Science	https://www.edcolearning.ie/	Username: primaryedcobooks Password: edco2020

If you're having issues accessing links for Gaeilge, History, Geography or Science, try the following:

Geography and Science - Sign into edco learning (Username: primaryedcobooks, Password: edco2020). In the search box, type window (as below) and on the second row of books that appears, you will see the 4th class history, geography and science books.



Irish - Sign into Folens. Move mouse over Abair Liom F and click resources. On the next screen, drop down the lesson button and select the lesson we are on e.g. Na Séasúir and all the activities relating to that chapter, that we will have referred to in work list, will be on the next screen.

