


Monday 18th May

English

1. Spelling Workbook Unit 15– Learn the first 4 words (Look, Say, Cover, Write, Check) and write them into your homework copy (3 times each). Write a sentence for one of the words. Complete Ex. 1 & 2 in your book.
2. Oral Language – pick 5 words from the wordlist for ‘Agree or Disagree?’ on p. 83 of your book and put them into a sentence orally.
3. Clickety-Click – Read the story ‘Agree or Disagree?’ p. 49 - 54.
4. Clickety – Click workbook p. 26. Answer the following questions with the words ‘Agree’ or ‘Disagree’.



The header features a blue background with a red border. On the left is an illustration of a green mobile phone. In the center, the title 'Agree or Disagree?' is written in white. On the right is an illustration of an open book with the number '49' on its pages.

Agree or Disagree?

Read these statements. Think about them and write 'Agree' or 'Disagree' after each one.

1	We should always be kind to other people.	_____
2	Everyone can be a great artist if they try hard.	_____
3	Computers can be used to find out about things.	_____
4	Everyone should eat a good breakfast.	_____
5	Money is more important than friends.	_____
6	An animal can be a very good friend.	_____
7	We should recycle things we have used.	_____
8	Children should do a lot more homework.	_____

Maths

1. Mental Maths - Monday p. 64

2. Practise your counting in 2s, 5s and 10s

3. Planet Maths – If we were in school, we would be starting Revision of all topics at this stage of the year. Going forward, I will be asking the children to complete Revision exercises.

142

Quick Sums 6



Rule 1: When you add **two even numbers** you will get an **even number** answer. $2 + 4 = 6$ (even)

Rule 2: When you add **two odd numbers** you will get an **even number** answer. $3 + 1 = 4$ (even)

Rule 3: When you add **an odd and an even number** you will get an **odd number** answer. $1 + 8 = 9$ (odd)



A Write in each box whether the answer will be odd or even.

1. $2 + 4 =$ $4 + 10 =$ $6 + 4 =$ $3 + 8 =$
2. $1 + 2 =$ $3 + 5 =$ $4 + 4 =$ $3 + 4 =$
3. $3 + 6 =$ $6 + 1 =$ $7 + 3 =$ $5 + 5 =$

B Write your own sums to match the answers.

1. $2 + 4 =$ even $\square + \square =$ even $\square + \square =$ odd
2. $\square + \square =$ odd $\square + \square =$ odd $\square + \square =$ even
3. $\square + \square =$ odd $\square + \square =$ even $\square + \square =$ even

C You will need colour pencils. Write odd answers in **red** pencil. Write even answers in **blue** pencil.

1. $10 + 4 + 0 =$ $9 + 1 + 5 =$ $6 + 4 + 2 =$
2. $6 + 6 + 2 =$ $5 + 5 + 5 =$ $2 + 2 + 7 =$
3. $9 + 1 + 3 =$ $8 + 2 + 0 =$ $3 + 7 + 0 =$
4. $4 + 4 + 2 =$ $7 + 7 + 2 =$ $8 + 3 + 8 =$
5. $10 + 2 + 2 =$ $10 + 4 + 4 =$ $10 + 5 + 5 =$
6. $10 + 6 + 6 =$ $10 + 7 + 7 =$ $6 + 10 + 3 =$
7. $2 + 4 + 4 =$ $9 + 1 + 4 =$ $10 + 3 + 3 =$
8. $10 + 8 + 8 =$ $7 + 3 + 3 =$ $5 + 8 + 1 =$

Gaeilge

1. Bua na Cainte – An Teilifís Ceacht 5 - Click on the yellow speech bubble and press play to listen to the lesson.
2. Practise the conversation.....'Is maith **leis** an leon (**he** likes the lion) 'Is maith **leí** an leon' (**she** likes the lion.)
3. Click on the video game controller icon at the bottom and select 'Bí ag Léamh'. Practise reading the sentences out loud.
4. Fill in the blanks for the sentences on the page below.

Bí ag Scríobh

An Teilifís

Is maith leis an tíogar.



1 Is maith leis an rón.



2

3

4

5



Is maith léi an leon.



1 Is maith léi an rón.



2

3

4

5



rón



leon



tíogar



moncaí



sioráf



nathair



eilifint



béar



SESE (Our theme this week is 'Games')

History – Games in the Past

1. Look at the video I have uploaded onto our webpage. Think about the games you like to play with your friends.....do any of them appear in the video? Ask your parents if they remember any of the games from the video.
2. Ask an adult at home what their favourite game was when they were your age. Write the instructions of how to play the game and draw a picture.

Religion

Grow in Love Theme 8: Lesson 1

1. Watch the video of 'Jesus' Ascension'. Talk about what happens in the video. What does the word Ascension mean? Who could you see in the video?
2. Revise your Prayer Before Communion and your Prayer After Communion.

Well done for all your hard work today!

Tuesday 19th May

English

1. Spelling Workbook Unit 15– Learn the next 5 words (Look, Say, Cover, Write, Check) and write them into your homework copy (3 times each). Write a sentence for one of the words. Complete Ex. 3 (Crossword) in your book.
2. Oral Language – pick 5 more words from the wordlist for ‘Agree or Disagree?’ on p. 83 and put them into a sentence orally.
3. Clickety-Click – Read the story ‘Agree or Disagree?’ (p. 49 - 54) again. Record yourself reading or ring a Granny / Grandad / Aunt / Uncle and read for them.
4. Clickety Click workbook p. 27



Write three things that the green group said were good about the e-reader.



Write three things that the red group said were good about real books.

Maths

1. Mental Maths - Tuesday p. 64
2. Practise your counting in 2s, 5s and 10s.
3. Planet Maths – Problem Solving p. 143. Remember when we solve word problems, we use the strategy R.U.D.E.

Read the problem 3 times.

Underline key words.

Draw a picture.

Estimate an answer.



- R** Read the problem.
U Underline the important words.
D Draw a picture or a diagram.
E Estimate the answer.

Example: David had 19 balloons. 8 of them were red, 4 were blue, 2 were yellow and the rest were green. How many were green? (Draw an illustration and solve.)



Answer: 5 were green.

Use the **RUDE** method to solve the following word problems.

- 1** Grace had 32 balloons. 15 popped and 9 flew away.

How many does she have left?

- 2** Jennifer made 2 trips to the shop. The shop is 2km from her house.

How far did she walk? km

- 3** Helen saved 12 cent on Monday, 10 cent on Tuesday and 5 cent on Wednesday. How much did she save altogether?



- 4** Áine has 2 dogs. Seán has 4 cats. Sinéad has 3 cats and 1 dog.

How many dogs are there altogether?

How many animals does Sinéad have altogether?

- 5** Danielle went trick or treating. She got 10 lollipops, 2 bananas and 8 apples. How many items did she get?



- 6** Abdul plays football for 1 hour on Wednesday. He plays basketball for 2 hours on Saturday. He swims for 1 hour on Monday and Tuesday.

How many hours does he spend at sport activities?

- 7** Marissa bought 2 notebooks for €1.25 and 1 pencil for 50c.

How much did she spend? €

- 8** Sam and Nancy were given 38 pencils. If they share them equally, how many will each girl get?

- 9** Jenny sold 16 bananas on Monday, 12 on Tuesday, 9 on Wednesday and 19 on Thursday. How many did she sell altogether?



Gaeilge

1. Bua na Cainte – An Teilifís Ceacht 6 - Click on the yellow speech bubble. Press play and listen to the lesson. Practise answering the question ‘An ndeachaigh _____?’ ‘Chuaigh _____’. ‘Ní dheachaigh _____.’
2. Click on the video game controller and select ‘Tasc Éisteachta’. Select the correct answer to match the sentences you hear.

SESE (Our theme this week is ‘Games’)

Geography – Playing Games

1. Think about who helps us to play games eg. Coaches, teachers etc. Make a list.
2. We are lucky to have a local amenities centre where lots of games are played everyday. Draw a map from your house to the Amenities.

PE

1. Tune into the Body Coach on Youtube and take part in his daily P.E lesson.
2. If you haven’t already, ask an adult to sign up to ‘Go Noodle’ and select your favourite song to dance to.



Wednesday 20th May

English

1. Spelling Workbook Unit 15– Learn the next 4 words (Look, Say, Cover, Write, Check) and write them into your homework copy (3 times each). Write a sentence for one of the words. Complete Ex. 4,5 and 6 in your book.
2. Oral Language – pick 5 different words from the wordlist for 'Agree or disagree?' on p. 83 and put them into a sentence orally.
3. Grammar – Prepositions. A preposition describes where a noun is compared to another word eg. Across, along, between, over, past. Have a look at the worksheet on our web page for a full list and fill in the blanks using the word you think fits the best.

Maths

1. Mental Maths - Wednesday p. 64
2. Practise your counting in 2s, 5s and 10s.
3. Planet Maths – Mental Maths A P. 141. Try your best to answer the questions as best you can...don't worry if you get stuck on any.

A

1. $4 + (5 + 1) = \square$

2. This shape is a _____.




3. This jug holds \square litre.



4. John had €2. He bought 2 ice-creams.

What was his change? \square c



5.



How many legs on 3 chairs? \square

6. $84 - 61 = \square$

7. There are \square hours in a day.

8. Circle the shape with the greatest surface area.



9. Circle $\frac{3}{4}$ of the pencils.



10. $36 + 16 + 16 = \square$

B

Gaeilge

1. Bua na Cainte – An Teilifís Ceacht 7 - Click on the yellow speech bubble. Press play and listen to the lesson.
2. Practise reading the story from your book (page 90 below).
3. Label the picture of the clown and colour (if you have your book or if you have access to a printer. The reading is the most important exercise here.)

An Teilifís  **Léigh an Scéal**



Chuaigh an chlann go dtí an sorcas.



Chonaic siad fear grinn.



Bhí hata ard ar a cheann.



Chonaic siad rón.



Bhí liathróid ar a shrón.



Bhí an-spórt ag na páistí.



fear grinn


fear grinn


rón


srón


liathróid


hata

90

Religion

Theme 8: Lesson 1

1. Watch the video 'Jesus' Promises to his Friends'.
 - What did Jesus call His friends?
 - How did they feel when He said He was going back to Heaven?
 - What promise did He make them?
 - What did He want them to do for Him?
 - Who was going to help them to spread the Good News?
2. Revise your Prayer Before Communion and your Prayer After Communion.

SPHE

Coping with our Feelings

1. Make a list of all the different ways you can feel eg. Happy, sad, lonely, surprised, angry etc.
2. Choose 2 of these feelings. Write a sentence about when you felt like that and draw a picture to match it.

I felt happy when_____.

I felt sad when_____.

Well done – you are half way through the week already!!

Thursday 21st May

English

1. Spelling Workbook Unit 15– Learn the next 5 words (Look, Say, Cover, Write, Check) and write them into your homework copy (3 times each). Write a sentence for one of the words. Complete Ex. 7,8 and 10 in your book.

2. Read the example of Persuasive Writing I have uploaded onto the web page – Children should be allowed drive cars. Answer the questions underneath it.

Do you agree with the author?

Maths

1. Mental Maths - Thursday p. 65

2. Practise your counting in 2s, 5s and 10s.

3. Planet Maths – Mental Maths B p. 141. Try your best to answer the questions as best you can...don't worry if you get stuck on any.

- B** 1. Colour the house on the left to match.



2. $5l + 7l = \square l$

3. Draw the correct coins in the piggy bank to make €1.41.



4. Fill in the missing number.
14, 15, 16, \square , 18, 19

5. Draw 2 lines of symmetry.



6. $21 + 5 + \square = 27$

7. Jack bought 2 paint brushes.
How much did he spend? \square c



8. _____ is after spring.

9. Fill in the correct sign. $<$, $>$ or $=$
5 \square 12

10. Show half past 12 in digital time.



Gaeilge

1. Bua na Cainte – An Teilifís Ceacht 8 - Click on the yellow speech bubble. Press play and listen to the lesson.

2. Fill in the blanks for An Nuacht (on the page below or in your book).

An Teilifís

fuar

An Nuacht

sorcas

te agus tirim

Inniu an _____.

Inné an _____.

Amárach an _____.

Chuaigh mé go dtí an _____.

Chonaic mé _____ agus _____.

Chonaic mé _____ agus _____.

Bhí _____ agam.

fear grinn

fliuch

An Aimsir

Bhí an lá _____ inné.

Tá an lá _____ inniu.

Beidh an lá _____ amárach.

rón

gaofar

Tarraing pictiúr.

tíogar

scamallach

béar

geal

sioráf

leon


dorcha

an-spórt

91

Art

Directed Drawing – follow to the steps below to draw a picture of a giraffe.



Friday 22nd May

English

1. Spelling Workbook Unit 15 – Complete the wordsearch Ex. 9
2. You could ask someone at home to test you on the spellings you have learned this week and see how you do.
3. D.E.A.R – spend some quiet time today reading whatever book you are reading at the moment. Like we do in school, you could write your favourite sentence from the book and draw a picture to match.

Maths

1. Mental Maths - Friday p. 65
2. Practise your counting in 2s, 5s and 10s.
3. Planet Maths: Quick Sums P. 142. Try your best to answer the questions as best you can...don't worry if you get stuck on any.



Rule 1: When you add **two even numbers** you will get an **even number** answer. $2 + 4 = 6$ (even)

Rule 2: When you add **two odd numbers** you will get an **even number** answer. $3 + 1 = 4$ (even)

Rule 3: When you add **an odd and an even number** you will get an **odd number** answer. $1 + 8 = 9$ (odd)



A Write in each box whether the answer will be odd or even.

1. $2 + 4 =$ even $4 + 10 =$ $6 + 4 =$ $3 + 8 =$

2. $1 + 2 =$ $3 + 5 =$ $4 + 4 =$ $3 + 4 =$

3. $3 + 6 =$ $6 + 1 =$ $7 + 3 =$ $5 + 5 =$

B Write your own sums to match the answers.

1. $2 + 4 =$ even + = even + = odd

2. + = odd + = odd + = even

3. + = odd + = even + = even

C You will need colour pencils. Write odd answers in **red** pencil. Write even answers in **blue** pencil.

1. $10 + 4 + 0 =$ $9 + 1 + 5 =$ $6 + 4 + 2 =$

2. $6 + 6 + 2 =$ $5 + 5 + 5 =$ $2 + 2 + 7 =$

3. $9 + 1 + 3 =$ $8 + 2 + 0 =$ $3 + 7 + 0 =$

4. $4 + 4 + 2 =$ $7 + 7 + 2 =$ $8 + 3 + 8 =$

5. $10 + 2 + 2 =$ $10 + 4 + 4 =$ $10 + 5 + 5 =$

6. $10 + 6 + 6 =$ $10 + 7 + 7 =$ $6 + 10 + 3 =$

7. $2 + 4 + 4 =$ $9 + 1 + 4 =$ $10 + 3 + 3 =$

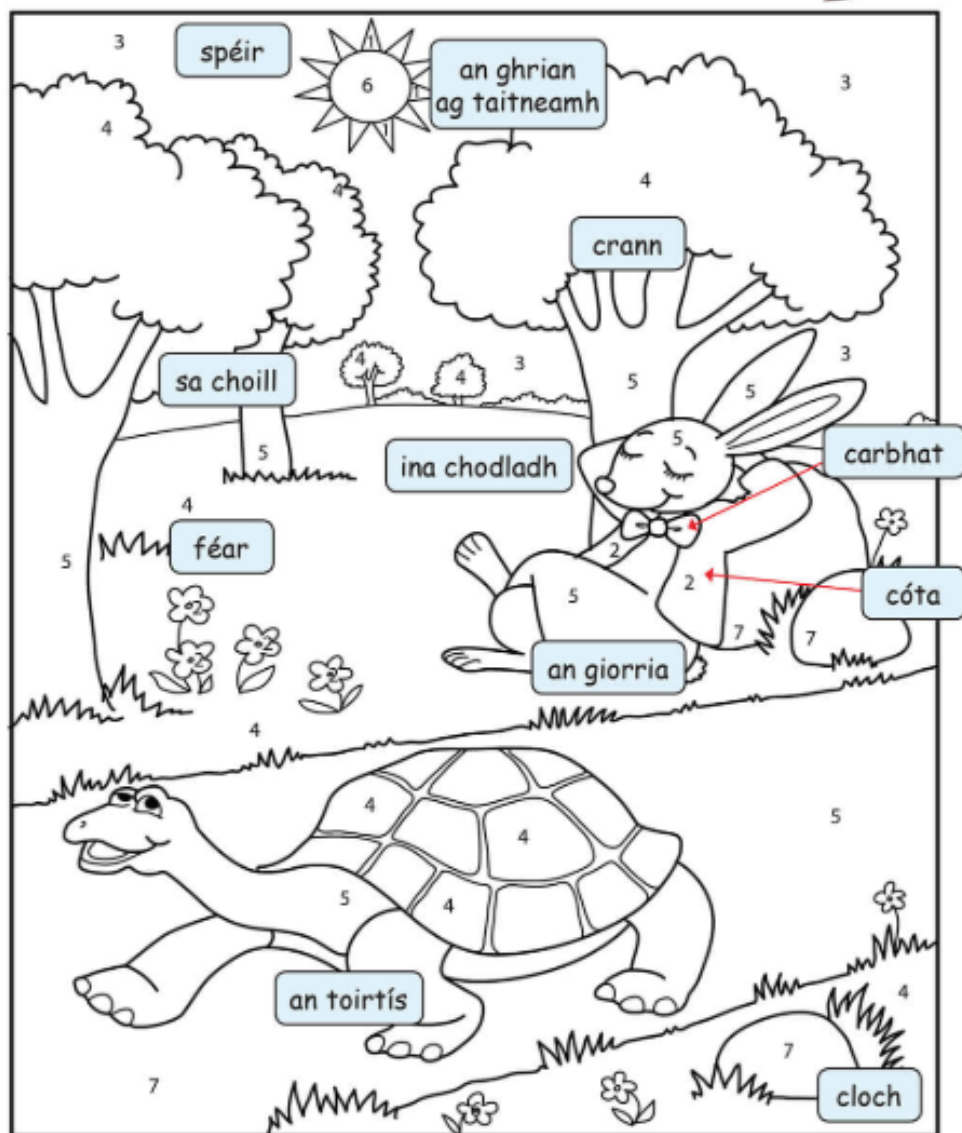
8. $10 + 8 + 8 =$ $7 + 3 + 3 =$ $5 + 8 + 1 =$

Gaeilge

1. Bua na Cainte – An Teilifís – On the home screen for this theme, select the ‘Scéal’ button at the bottom left corner of the screen.
2. Listen to the story ‘An Giorria agus an Toirtís’. Can you tell your mam or dad what the story is about? Have you heard that story in English before?
3. Colour the picture below (if you have your book, do it in that).



An Giorria agus an Toirtís



oráiste



dearg



gorm



glas



donn



buí



liath

SESE

Science - Forces

Gather any toy cars or vehicles with wheels that you have at home. Make 3 ramps for them using different materials. Record which ramp makes the car travel down the fastest. What material was the ramp made from? Be sure to send me pictures of your experiment.

Well done on all your hard work this week – I am really proud of you all! I know this weekend was supposed to be a special weekend of celebrations for us all. It is disappointing that it cannot go ahead but I know you all understand the reasons why. I am sure you will still have a lovely weekend with your families and you will get to celebrate your Communion Day before you know it!

