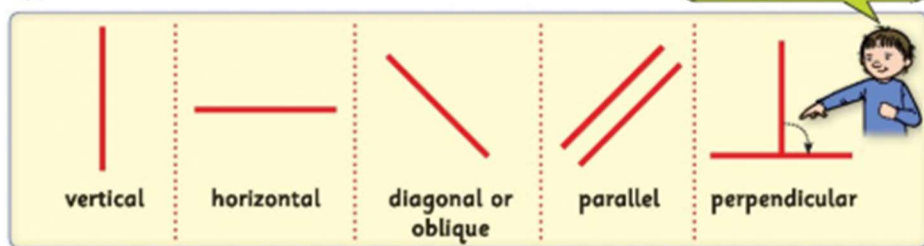



# Chapter 8: Lines and angles

Types of lines.

Perpendicular lines make right-angled corners.



1. Look at the following pictures. Discuss, then answer the questions.




- (a) Each icicle is hanging in a \_\_\_\_\_ position. The icicles are \_\_\_\_\_ to each other but they are \_\_\_\_\_ to the roof.
- (b) The flagpole is standing in a \_\_\_\_\_ position. The flag is blowing in a \_\_\_\_\_ position. The colours on the flag are \_\_\_\_\_ to each other.
- (c) The ladder is leaning against the wall in a \_\_\_\_\_ position. The sides of the ladder are \_\_\_\_\_ to each other. The rungs of the ladder are \_\_\_\_\_ to each other. The rungs of the ladder are \_\_\_\_\_ to the sides of the ladder.
- (d) The aeroplane is in a \_\_\_\_\_ position. The runway is in a \_\_\_\_\_ position.

2. Find examples of the following lines at home or in school. Name them.

vertical	horizontal	diagonal	parallel	perpendicular

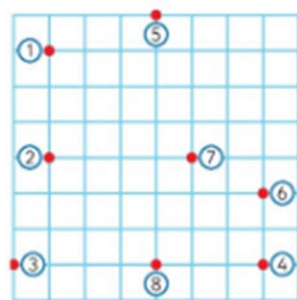
## Lines and angles

1. Look at the picture. Discuss. Then answer the questions.



- The sunflowers and the tree trunk are all in a \_\_\_\_\_ position.
- The boy's legs are in a \_\_\_\_\_ position, but his body is in a \_\_\_\_\_ position.
- The sides of the roof are \_\_\_\_\_.
- The sunflowers and the tree trunk are all \_\_\_\_\_ to each other.
- The rug is in a \_\_\_\_\_ position. It is \_\_\_\_\_ to the tree.
- The girl and the sunflowers are \_\_\_\_\_ to each other.
- Write 5 sentences of your own about the picture.

2. Follow the instructions to make lines. Use a ruler! Name the type of line.



- Join (1) and (2) with a \_\_\_\_\_ line. vertical
- Join (3) and (4) with a \_\_\_\_\_ line.
- Join (5) and (6) with a \_\_\_\_\_ line.
- Join (2) and (7) with a \_\_\_\_\_ line.
- Join (5) and (8) with a \_\_\_\_\_ line.
- The yellow line is \_\_\_\_\_ to the pink line.
- The yellow line is \_\_\_\_\_ to the green line.
- The pink line is perpendicular to both the \_\_\_\_\_ and \_\_\_\_\_ lines.

What angle is being made in each yoga pose?

(a)



(d)



(b)



(e)




(c)



(f)



## Chapter 25: Time 2 – Hours and minutes

1.  We use **hr** for hour (**hrs** for hours) and **mins** for minutes. A children's soccer match lasted for 75 minutes. How many hours and minutes was that?  
 \_\_\_\_\_ hr \_\_\_\_\_ mins

2. Write the following minutes as **hrs** and **mins**.

(a) 80 mins : \_\_\_\_\_ hr \_\_\_\_\_ mins  
 (b) 95 mins : \_\_\_\_\_ hr \_\_\_\_\_ mins  
 (c) 100 mins : \_\_\_\_\_ hr \_\_\_\_\_ mins  
 (d) 89 mins : \_\_\_\_\_ hr \_\_\_\_\_ mins

3. Write the following **hrs** and **mins** as **mins**.

(a) 1 hr 30 mins : \_\_\_\_\_ mins  
 (b) 1 hr 25 mins : \_\_\_\_\_ mins  
 (c) 1 hr 17 mins : \_\_\_\_\_ mins  
 (d) 1 hr 43 mins : \_\_\_\_\_ mins

4. How many minutes are there in each of these?

(a)  $1\frac{3}{4}$  hrs = \_\_\_\_\_ mins : (b)  $2\frac{1}{2}$  hrs = \_\_\_\_\_ mins : (c)  $1\frac{1}{5}$  hrs = \_\_\_\_\_ mins

5. Complete the table.


John and his dad went to Croke Park to a match.

They left home at **1:35** and got to the bus stop after 8 mins.

The bus came 7 minutes later and the bus journey to Croke Park took 35 mins.

They were in their seats in the stand 16 minutes later.

1.	Left home at	:
2.	Got to bus stop	:
3.	Got on bus at	:
4.	Got off bus at	:
5.	Got to their seats	:
6.	The whole journey took	_____ hr _____ mins.

6.  A television programme began at **2:40** and lasted for 1 hour 35 mins. At what time did it end? \_\_\_\_\_ :

7. A football match started at **3:17** and finished at **4:36**.  It lasted for \_\_\_\_\_ minutes.

### Challenge



Kirk and Kieran cycled for 96 mins on Monday and from **2:45** to **4:15** on Tuesday. How long did they spend cycling over the two days? (i) \_\_\_\_\_ hrs and \_\_\_\_\_ mins or (ii) \_\_\_\_\_ mins

## Time 2 – Timetables

### A Television programme guide

1. **News** lasts for \_\_\_\_ mins.
2. **Story Time** lasts for \_\_\_\_ mins.
3. The first film lasts for \_\_\_\_ hr \_\_\_\_ mins.
4. The second film lasts for \_\_\_\_ hr \_\_\_\_ mins.
5. By how many minutes is one film longer than the other? \_\_\_\_ mins.
6. The nature programme lasts \_\_\_\_ mins.
7. **Long Ago** lasts for \_\_\_\_ mins.
8. \_\_\_\_ minutes is given to **Sport for Everyone**.
9. \_\_\_\_ minutes is given to **Let's Paint**.
10. \_\_\_\_ is the longest programme.
11. Dad got home 1 hr 53 minutes after the 2nd film ended. It was then \_\_\_\_.
12. Laura watched **Let's Paint** and **Story Time**. She spent \_\_\_\_ mins watching television.

#### CTV 15

1:15	News
1:24	Let's Paint
1:53	Story Time
2:18	Sport for Everyone
3:05	Brave Ranger (film)
4:32	Space School (film)
6:17	Nature for All
7:03	Long Ago
8:00	Closedown

### B

#### Train – Dublin to Tralee

Dublin	7:52
Portlaoise	8:49
Limerick Junction	9:34
Mallow	9:51
Rathmore	10:29
Killarney	10:43
Tralee	11:06

1. The train took \_\_\_\_ minutes to get to Portlaoise.
2. It took \_\_\_\_ hr \_\_\_\_ mins to get to Limerick Junction.
3. From Portlaoise to Rathmore took \_\_\_\_ hr \_\_\_\_ mins.
4. From Mallow to Tralee took \_\_\_\_ hr \_\_\_\_ mins.
5. It took \_\_\_\_ hrs \_\_\_\_ mins to go from Dublin to Killarney.
6. The journey from Dublin to Tralee took \_\_\_\_ hrs \_\_\_\_ mins.
7. The shortest time between one stop and the next was \_\_\_\_ mins.
8. The longest time between stops was from \_\_\_\_ to \_\_\_\_.
9. A passenger got on the train at Portlaoise to go to Tralee. The journey took \_\_\_\_ hrs \_\_\_\_ mins.
10. How long does it take to go from Limerick Junction to Tralee? \_\_\_\_ hr \_\_\_\_ mins.
11. A car left Dublin at 7:58 and got to Mallow at 9:47.
  - (a) The journey took \_\_\_\_ hr \_\_\_\_ mins.
  - (b) The \_\_\_\_ was faster by \_\_\_\_ mins.

#### Challenge

Julie went from Dublin to Tralee on a train. She returned that evening. If both journeys took the same time, how long did Julie spend travelling by train? \_\_\_\_ hrs \_\_\_\_ mins.