

June 8th – June 12th, 2020
5th Class Ms. Cleary



Do what you can, don't worry if you cannot complete everything.

You can find **all the resources** on the school website under **our class page "5th Ms. Cleary"**.

There is a **word document** on our webpage with **images** from your History and Science books.

If you need to look at the online book, follow the links below.

English	
Up & Running	https://www.cifallon.ie/
My Read at Home 5	https://www.cifallon.ie/
Maths	
Planet Maths	https://www.folensonline.ie/
Gaeilge	
Abair Liom	https://www.folensonline.ie/
Religion	
Grow in Love	https://www.growinlove.ie/en/
History	
Window on the World 5 History	https://www.edcolearning.ie/
Science	
Window on the World 5 Science	https://www.edcolearning.ie/

Monday

English	<p>Reading:</p> <ol style="list-style-type: none"> Up and Running: wordlist "Strange Flying Machines" Up and Running: pg. 212 + 213 of the text "Strange Flying Machines" DEAR: 15 mins <p>Writing:</p> <ol style="list-style-type: none"> Wordlist: 3 x WL sentences My Spelling Workbook: Unit 17, LSCWC x4 spellings My Spelling Workbook: Exercise 4
Maths	Planet Maths: Pg. 169 – Topic: Data 2

June 8th – June 12th, 2020

5th Class Ms. Cleary


NB: You will need a compass and a protractor to complete the maths work this week.

Reminder: To get a fraction of a number you divide by the bottom, and then multiply by the top.

1. **Watch the video** that I have created on our class page, which goes through and explains **Exercise A** on page 169. **Fill in the box** with the video or once you understand it. Then **construct a pie chart** using the information.
2. Now **do Ex. B pg. 169** by yourself, following the method I used in exercise A. (This question is actually easier because they've given you the number of children for all the hair types, so you can get the fractions simply by expressing the number of children who have one hair colour out of the total number of children surveyed.)
3. Answer **ex. C** answer orally
4. Tables Champion: **Monday**
5. Mental Maths: **Monday**

Religion

- Read: Theme **10 Lesson 2 pg. 110**
- Complete the **journal exercise** in your copy.



IN SCHOOL

THIS WEEK IN SCHOOL

You are invited to think about:

- What happens at Mass
- How the four main parts of the Mass reflect the experience of the disciples on the road to Emmaus
- How you can show by your words and actions that you are a follower of Jesus

KEY WORDS

Introductory Rites: The opening part of the Mass.

The Liturgy of the Word: The part of the Mass where we listen to the Word of God, reflect on it, and pray for our needs.

The Liturgy of the Eucharist: The part of the Mass where we thank God for all that we have. The bread and wine are transformed into the Body and Blood of Jesus Christ, which we receive in Holy Communion.

Eucharistic Prayer: The Eucharistic Prayer is at the heart of the Liturgy of the Eucharist. It is a special prayer of thanks addressed to God the Father, which is said by the celebrant (a priest or bishop), who represents Christ, on behalf of all the people.

Consecration: Name for the part of the Mass, during the Eucharistic Prayer, when the bread and wine are changed into the Body and Blood of Jesus Christ.

Concluding Rites: The final part of the Mass.

THEME 10: THE MASS | LESSON 2

The Table of the Lord

EXPERIENCES OF MASS

Read these statements from two children about their experiences of Mass and what it means to them.

"My name is Nichola. I remember very well the first time I received Holy Communion at Mass. It was three years ago, when I was eight. I felt very special and very important. It was nice to be able to receive Holy Communion with the rest of my family. Up to then, I had just walked up for a blessing. My family didn't always go to Mass, but we made a big effort to go coming up to my First Communion, and we've continued to do so ever since."

"My name is Aidan. A Mass that is really special for me is my granny's anniversary Mass. My granny died before I was born, so I didn't get to meet her. But every year my aunts, uncles and cousins all go to a Mass to remember her and to pray for her. My grandad comes too, even though he lives in a nursing home now. Afterwards, we go for breakfast at my Aunty Julia's house, and my mom and her sisters and brothers all tell stories about my granny. So I feel like I know her a little bit."

JOURNAL EXERCISE

• Can you recall a Mass that you took part in that was special for you? Why was it special? Who was there? What thoughts came to your mind when you remember it? Record those memories in your Religion Education Journal.

RECALL THE WALK TO EPHRAIM

Use the pictures below to help you to remember what happened to the two disciples on the road to Emmaus.

110 Grow in Love | Fifth Class/Primary 7

Visit: Grow in Love online with the help of a parent (only of you can) and under 5th class, Theme 10 Lesson 2, you will have access to the songs for the lesson this week, along with other resources.

June 8th – June 12th, 2020
5th Class Ms. Cleary



<p>Gaeilge</p>	<p>Téama: Caitheamh Aimsire (Hobbies) <i>Use folens online.ie to access the online resources.</i></p> <ol style="list-style-type: none"> 1. Féach ar an foclóir nua arís. (Look at the new vocabulary again) 2. Éist leis an cómhra “Clann Lir” (Listen to the conversation about Clann Lir being read aloud). <div data-bbox="464 483 727 801"> </div> <ol style="list-style-type: none"> 3. Anois léigh an cómhra ar lch 132. (Now read the conversation out loud). <div data-bbox="416 958 1145 1503"> </div>
<p>History</p>	<p>Topic: Women who Dare</p> <p>Can you name any famous, important women who have helped changed the role of women in the world today? (Orally)</p> <ol style="list-style-type: none"> 1. Watch this short video as an introduction to learning about famous women who shaped history: https://www.youtube.com/watch?v=vzhlp8T9s5c




2. **Read** about the remarkable women who have shaped history on **pages 100 + 101** of your History book. Pages can be found on the website class page.

Art

Work on your **Art Appreciation project** as part of the competition on the home page of the website! I leave a few ideas below. I can't wait to see how creative you all get!



June 8th – June 12th, 2020
5th Class Ms. Cleary



Tuesday

English	<p>Reading:</p> <ol style="list-style-type: none"> Up and Running: wordlist Up and Running: pg. 214 + 215 of the story “Strange Flying Machines”. DEAR: 15 mins <p>Writing:</p> <ol style="list-style-type: none"> My Spelling Workbook: Unit 17, LSCWC x4 spellings My Spelling Workbook: Exercise 5 Up & Running, pg. 216 Ex. B What have you learned (1 -5)
Maths	<p>Planet Maths: Pg. 170 Topic: Data 2</p> <ol style="list-style-type: none"> Before you complete Exercise B, listen the voice recording I have uploaded on our class page to help you get started.

June 8th – June 12th, 2020

5th Class Ms. Cleary



	<p>2. Now complete Ex. B (1 + 2) pg. 170. ** I would like you to <u>construct your own pie chart</u> as you've been doing in previous questions and <u>ignore</u> the pie chart they have drawn in the book.</p> <p>3. Tables Champion: Tuesday</p> <p>4. Mental Maths: Tuesday</p>
Religion	<p>1. Read about the 4 main parts of Mass on pg. 111 + 112</p> <p>2. Learn the For Memorisation box.</p> <div data-bbox="510 560 941 817"> <p>FOR MEMORISATION</p> <p>The four parts of the Mass:</p> <ul style="list-style-type: none"> ▪ Introductory Rites ▪ The Liturgy of the Word ▪ The Liturgy of the Eucharist ▪ Concluding Rites </div> <div data-bbox="507 851 1088 1263"> </div>
Gaeilge	<p>1. Freagair Ceacht D (1-6) Ich. 132 (Answer D in your copy). You have to</p> <p>Cé chomh minic = How often</p> <p>You have to pick a phrase from under the 'Cad' box, and then pair it with a phrase from the 'cé chomh minic' box</p> <p>e.g. Téim ag snámh gach uile lá</p> <div data-bbox="622 1612 1157 2016"> <p>gach uile lá = every single day</p> <p>dhá uair sa tseachtain = twice in the week</p> <p>gach deireadh seachtaine = every weekend</p> <p>uair nó dhó sa tseachtain = once or twice in the week</p> <p>uair nó dhó sa mhí = once or twice in the month</p> <p>ó am go ham = From time to time</p> </div>

June 8th – June 12th, 2020
5th Class Ms. Cleary



Geography	<p>Topic: Intercultural Day Projects</p> <ol style="list-style-type: none"> 1. Work on your Intercultural Day Project which is due this Friday! 2. You could focus on your country's traditional foods and delicacies today.
Music	<p>Research and listen to some traditional folk music that originates from your country of choice. Do you notice any unusual instruments? Is it similar or different to Irish traditional music?</p>

Wednesday

English	<p>Reading:</p> <ol style="list-style-type: none"> 1. Up and Running: wordlist "Strange Flying Machines" 2. DEAR: 10 mins <p>Writing:</p> <ol style="list-style-type: none"> 1. Up & Running: Answer the questions Ex. F pg. 217 Who said it? 2. My Spelling Workbook: Unit 17, LSCWC x4 spellings (2 list, 2 revision) 3. My Spelling Workbook: Exercise 6
P.E	<p>Use the Circuit Recording sheet (on class page) to test yourself and see how many of each exercise you can do in one minute! Try and get your family members involved!</p>

June 8th – June 12th, 2020
5th Class Ms. Cleary



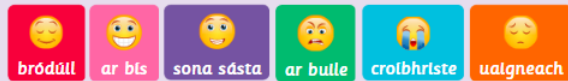
	<div> <div>PE Circuit Recording Sheet</div> <table> <tr> <th>Exercises</th> <th>First Attempt</th> <th>Second Attempt</th> <th>Third Attempt</th> </tr> <tr> <td>Plank Did you do the plank for the full minute? Yes or no?</td> <td></td> <td></td> <td></td> </tr> <tr> <td>Burpees How many in 1 minute?</td> <td></td> <td></td> <td></td> </tr> <tr> <td>Sit Ups How many in 1 minute?</td> <td></td> <td></td> <td></td> </tr> <tr> <td>Shuttle Runs How many in 1 minute?</td> <td></td> <td></td> <td></td> </tr> <tr> <td>Squats How many in 1 minute?</td> <td></td> <td></td> <td></td> </tr> <tr> <td>Star Jumps How many in 1 minute?</td> <td></td> <td></td> <td></td> </tr> <tr> <td>Lunges How many in 1 minute?</td> <td></td> <td></td> <td></td> </tr> <tr> <td>Press Ups How many in 1 minute?</td> <td></td> <td></td> <td></td> </tr> <tr> <td>Wall Throws How many in 1 minute?</td> <td></td> <td></td> <td></td> </tr> <tr> <td>Side Reaches How many in 1 minute?</td> <td></td> <td></td> <td></td> </tr> <tr> <td>Tricep Dips How many in 1 minute?</td> <td></td> <td></td> <td></td> </tr> <tr> <td>Seal Raises How many in 1 minute?</td> <td></td> <td></td> <td></td> </tr> </table> <div> </div> </div>	Exercises	First Attempt	Second Attempt	Third Attempt	Plank Did you do the plank for the full minute? Yes or no?				Burpees How many in 1 minute?				Sit Ups How many in 1 minute?				Shuttle Runs How many in 1 minute?				Squats How many in 1 minute?				Star Jumps How many in 1 minute?				Lunges How many in 1 minute?				Press Ups How many in 1 minute?				Wall Throws How many in 1 minute?				Side Reaches How many in 1 minute?				Tricep Dips How many in 1 minute?				Seal Raises How many in 1 minute?			
Exercises	First Attempt	Second Attempt	Third Attempt																																																		
Plank Did you do the plank for the full minute? Yes or no?																																																					
Burpees How many in 1 minute?																																																					
Sit Ups How many in 1 minute?																																																					
Shuttle Runs How many in 1 minute?																																																					
Squats How many in 1 minute?																																																					
Star Jumps How many in 1 minute?																																																					
Lunges How many in 1 minute?																																																					
Press Ups How many in 1 minute?																																																					
Wall Throws How many in 1 minute?																																																					
Side Reaches How many in 1 minute?																																																					
Tricep Dips How many in 1 minute?																																																					
Seal Raises How many in 1 minute?																																																					
<div>Maths</div>	<div>Planet Maths: Pg. 170</div> <div>Topic: Data 2</div> <div> <div>1. Sing your multiplication counting songs</div> <div>2. Complete ex. A pg. 170 in your copy. You will have to do a bit problem solving and thinking to figure out some of these answers – but they’re not hard!</div> <div>3. Construct the pie chart ex. C pg. 170</div> <div>4. Tables Champion: Wednesday</div> <div>5. Mental Maths: Wednesday</div> </div>																																																				
<div>Religion</div>	<div>1. Art Activity: Make a ‘Thank You’ card for your local parish priest(s) pg. 104</div>																																																				
<div>Gaeilge</div>	<div>1. Léigh an cómhra arís (Practise reading the cómhra)</div> <div>2. Déan ceacht F ar lch. 133 (Do activity F on page 133)</div>																																																				

Bródúil = Proud
Ar bís = Excited
Sona sásta = Very Happy
Ar buille = Furious
Croíbhriste = Heartbroken
Uaigneach = Lonely

F. Críochnaigh na habairtí.



Bhí Lear **croíbhriste** nuair a fuair Aoife bás.



1. Bhí na páistí _____ roimh an gcluiche ceannais.
2. Bhí Mam agus Daid _____ nuair a bhuaigh Siofra an rás.
3. Bhí mé _____ an tráthnóna sin a chaith mé sa teach i m'aonar.
4. Dúirt Magda go raibh na himreoirí _____ nuair a chaill siad an cluiche.
5. Nuair a fuair Lear amach cad a bhí déanta ag Aoibh bhí sé _____.
6. Bhí Oisín _____ lena chamán nua.

History

Topic: Women Who Dare

1. Read **pages 102 + 103** of your book about **Women who made a difference** and about **Women and voting**.

Women Who Made a Difference

Sojourner Truth (1775-1875)
Sojourner Truth was born a slave in New York. After she was freed, she set out as a travelling preacher. She spoke out against slavery and for the rights of women. She helped newly freed slaves.



Florence Nightingale (1820-1910)
Florence Nightingale worked as a nurse during the Crimean War. She worked 20-hour days and she inspired other nurses to improve the medical system in hospitals. They helped to reduce the death rate from 42 per cent to just 2 per cent. After the war, she founded a school for nurses in London.



Harriet Tubman (1820-1913)
Harriet Tubman was born a slave in Maryland, USA. She risked her life to lead slaves to freedom. She saved as many as 300 slaves and was known as 'the Moses of her people', after Moses in the Bible.



Mother Teresa (1910-1997)
Mother Teresa was a nun who went to work in India. She was famous for nursing the sick and teaching the poor. She received the Nobel Peace Prize for her work in Calcutta, India.



Right to Vote

In most countries, women did not have the right to vote until the 20th century. Through determination and perseverance, women finally got the vote. Suffragettes were brave and courageous women who were dedicated to getting women the vote. They carried out direct action such as chaining themselves to railings, smashing windows, heckling at public meetings and going on hunger strikes. One suffragette, Emily Davison, died after she stepped out in front of the King's horse at the Epsom Derby in 1913.

Emmeline Pankhurst (1857-1928)
Emmeline Pankhurst and her daughter, Christabel, led the Suffragettes in Britain in the early 1900s. At first they organised peaceful marches and demonstrations. These actions did not work so they turned to more extreme methods. They were willing to break the law in order to get the right to vote. Emmeline was arrested many times. In prison, she went on hunger strike but she was forced to eat food against her will.

When World War I broke out in 1914, suffragettes encouraged women to help with the war, doing the jobs that the men used to do. This helped to persuade the British government to grant women the vote.



Timeline of when women got the vote

Year	Country
1893	New Zealand
1902	Australia
1918	UK & Ireland
1920	USA
1924	Canada
1971	Switzerland

June 8th – June 12th, 2020

5th Class Ms. Cleary



2. Answer the 'Question Time' **questions** on page **104** in your **copy**.

Thursday

English

Reading:

1. Up and Running: **wordlist “Strange Flying Machines”**
2. Look back over the Power point from last week to remind yourself of speeches
3. DEAR: 10 mins

Writing:

1. “All Primary School Children should Repeat their Current Year in School”

- Write a speech or presentation to tackle the statement above. Consider the pros and cons and come to a conclusion.
- Think about the current global pandemic, as a result of Coronavirus and the impact it has had on children and their education.
- Pretend you have to present to the class.

Don't forget to include as many persuasive phrases as you can and use persuasive language throughout your work.

2. My Spelling Workbook: **Exercise 7**
3. My Spelling Workbook: **Unit 17, LSCWC x4 spellings** (Revision Words)

Maths

Planet Maths: **Pg. 171**

Topic: **Data 2**

1. Answer ex. **B pg. 171** in your **copy**. You will have to do a bit problem solving and thinking to figure out some of these answers – but they're not hard!
2. Complete this activity on a **page** or in your **copy**:

Fill in the table and draw the pie chart.



Favourite Musical Instrument

Instrument	Piano	Guitar	Violin	Tin Whistle	Banjo
No. of Children	4	1	1	2	2
Fraction of total					$\frac{1}{5}$
Angle	144°	36°			

3. Tables Champion: **Thursday**
4. Mental Maths: **Thursday**

June 8th – June 12th, 2020

5th Class Ms. Cleary

<p>Religion</p>	<ol style="list-style-type: none"> 1. Read the “At Home” page 114 with a parent or family members. 2. Chat together about how you can live as a follower of Jesus. 3. Say the prayer together 
<p>SPHE</p>	<p>Positivity Jar: Follow the instructions in the document (on class page) to create a positivity Jar. This jar can be filled with positive words, comments or affirmations. The purpose of the jar is to use it whenever you are feeling sad and need to remember all the positive things about yourself! 😊</p> <p>Positivity Jar</p> <p>This jar can be filled with positive words, comments or affirmations. The purpose of the jar is to use it whenever you are feeling sad and need to remember all the positive things about yourself.</p> <p>A number of example slips have already been made that you can put in your jar. However, please try and think of all the positives about yourself and complete some of the blank slips provided.</p> <p>You can use a jam jar, a coffee jar or a large glass storage jar. Feel free to decorate the jar however you wish. You could wrap the jar in paper, use paints or add accessories to it, such as ribbon, stickers and pom-poms.</p> <p>The jar needs to be personal to you and make you feel happy when you look at it. Take your time decorating your jar and then decide what slips you are going to put in it.</p> <p>The adults you are with may have some positive slips that they want to complete about you as well. These can all be added to your jar.</p> <p>Once you have completed your jar, try to look at it every day for a few minutes and remember how special and positive you are as a person.</p> <p>You could even give a jar to a special person. The jar could contain all the positive, special qualities that you love about them. Just reading the positive comments will help them to feel more positive.</p> 
<p>Gaeilge</p>	<p>Gramadach : ‘Roimh’ Ich 135</p> <ol style="list-style-type: none"> 1. Déan an ceacht gramadach H (1-8) ar Ich 135 i do chóipleabhar. (Write the sentences in your copy). 2. Déan cleachtadh ar an gcómhrá (Practise the cómhrá)

June 8th – June 12th, 2020

5th Class Ms. Cleary



	<p>H. Gramadach: An forainm réamhfhoclach 'as'.</p> <p>as Tá mé an-bhródúil as Seán.</p> <table border="1"> <tr> <td>asam (mé) Bhain an luch geit asam.</td> <td>asat (tú) Ar bhain an torann preab asat?</td> <td>as (sé) Bhain an fear grinn gáire as.</td> <td>aisti (síl) Bhain an buachaill tuisle aisti.</td> </tr> <tr> <td>asainn (sinn) Ligeamar béic asainn.</td> <td>asaibh (sibh) Ar lig sibh scread asaibh?</td> <td>astu (siad) Bhí an lucht féachana bródúil astu.</td> <td></td> </tr> </table> <div style="border: 1px solid black; padding: 10px; margin-top: 10px;"> <ol style="list-style-type: none"> Chonaic Seán damhán alla agus lig sé béic uafáis _____. (sé) Nuair a bhuaigh an fhoireann an cluiche bhí an captaen bródúil _____. (siad) Bhain an toirneach preab _____. (mé) Lig tú scread mhór _____ nuair a bhí tú i do chodladh. (tú) Baineadh geit uafásach _____ nuair a chonaic sibh an timpiste. (sibh) Ligeamar béic mhór _____ nuair a fuair ár bhfoireann cúl. (sinn) Thóg siad an cluiche consóil nua amach chun triail a bhaint _____. (sé) Baineann siad an-taitneamh _____. (spórt) </div>	asam (mé) Bhain an luch geit asam .	asat (tú) Ar bhain an torann preab asat ?	as (sé) Bhain an fear grinn gáire as .	aisti (síl) Bhain an buachaill tuisle aisti .	asainn (sinn) Ligeamar béic asainn .	asaibh (sibh) Ar lig sibh scread asaibh ?	astu (siad) Bhí an lucht féachana bródúil astu .	
asam (mé) Bhain an luch geit asam .	asat (tú) Ar bhain an torann preab asat ?	as (sé) Bhain an fear grinn gáire as .	aisti (síl) Bhain an buachaill tuisle aisti .						
asainn (sinn) Ligeamar béic asainn .	asaibh (sibh) Ar lig sibh scread asaibh ?	astu (siad) Bhí an lucht féachana bródúil astu .							
Geography y	<p>Finish your Intercultural Day Projects which are <u>due tomorrow</u>!</p> <p>Make sure you have included a wide range of different information and facts about your country e.g. traditional food, clothes, music, where it is located in the world, a map of the country, the country's flag, its population, some of the country's traditions and practices etc. I can't wait to see everyone's excellent work! 😊</p>								

Friday

English	<p>Reading:</p> <ol style="list-style-type: none"> Up and Running: wordlist "Strange Flying Machines" DEAR: 10 mins <p>Writing:</p> <ol style="list-style-type: none"> My Spelling Workbook: Exercise 8 My Spelling Workbook: Unit 17, LSCWC x4 spellings (Revision Words)
Maths	<p>Planet Maths: Page 171 Topic: Data 2</p> <ol style="list-style-type: none"> Counting, skip counting (10 mins)

June 8th – June 12th, 2020
5th Class Ms. Cleary



2. Answer ex. C (1+2) on pg. 171 in your **copy**. You only have to write 5 statements or facts.

3. Try and figure out these puzzles! Go to the website, and find the puzzles, to see if your answer is correct 😊

<https://www.solveemoji.com/Puzzle/MostPopular/>

www.solveemoji.com - EASY
SOLUTIONS, PUZZLES & LEADERBOARDS ONLINE

+ + = 30
 + + = 22
 + + = 24
 + x = ?

Puzzle ID: 4993 solveemoji.com

Mental Maths: Friday Test

Gaeilge

1. **Léigh an t-alt** faoi chaitheamh aimsire Magda ar lch 136 (Read the paragraph about Magda's hobbies)

Clann Lir

J. Léigh faoi chaitheamh aimsire Magda.

Taitníonn spórt go mór liom. Imríim sacar agus camógáiocht ach is í an pheil Ghaelach an caitheamh aimsire is fearr liom.

Imríim ar fhoireann na scoile agus tá mé sa chlub áitiúil freisin. Imríim sna tosaithe. Tá mé go maith ag fáil na gcúl!

Téim ag traenáil gach Luan agus Déardaoin. Bíonn cluiche againn gach seachtain de ghnáth. Bhuaigh mo chlub comórtas anuraidh. Bhí mé an-bhródúil.

2. Anois **scríobh alt faoi do chaitheamh aimsire** (Now write a paragraph about your hobbies, using the vocabulary and Magda's paragraph)

K. Scríobh faoi do chaitheamh aimsire féin.

Taitníonn ____ go mór liom. Is é ____ an caitheamh aimsire is fearr liom. Is breá / aoibhinn / fearr liom ____ Bhuaigh ____ Chaill ____.

Bainim an-taitneamh as bheith ag ____ Imríim / Seinnim ____ Tá mé go maith ag ____ Téim / Bíonn ____ gach ____.

spórt	ceol	eile
peil	giotár	ealain
sacar	pianó	drámaíocht
rugbaí	fidil	léitheoireacht
iománaíocht	feadóig stáin	ag léamh
camógáiocht	drumaí	ag péinteáil
cispheil	bosca ceoil	ag tarraingt
leadóg	an seinnim	
ag cleachtadh	cór	
foireann	banna ceoil	
club áitiúil	ceacht	
cluiche	ceolchoirm	
comórtas		
sna tosaithe		

Religion

1. Say the Angelus at 12:00 noon or 6:00pm

June 8th – June 12th, 2020
5th Class Ms. Cleary



	2. Take 5 minutes of quiet time to pray or have a conversation with God.
History	<p>Topic: Women Who Dare</p> <p>Task:</p> <div data-bbox="418 443 844 1010"><p>Art</p><p>Design your own poster on 'Women, Then and Now'.</p><p>Include information about how women's lives have changed over the years and some interesting historic facts about women.</p></div> <p>You can use an A4 sheet or do it in your copy!</p>